


SIRUBA®

銀箭牌工業用縫紉機
INDUSTRIAL SEWING MACHINE

D007

零件圖 PARTS LIST



CE

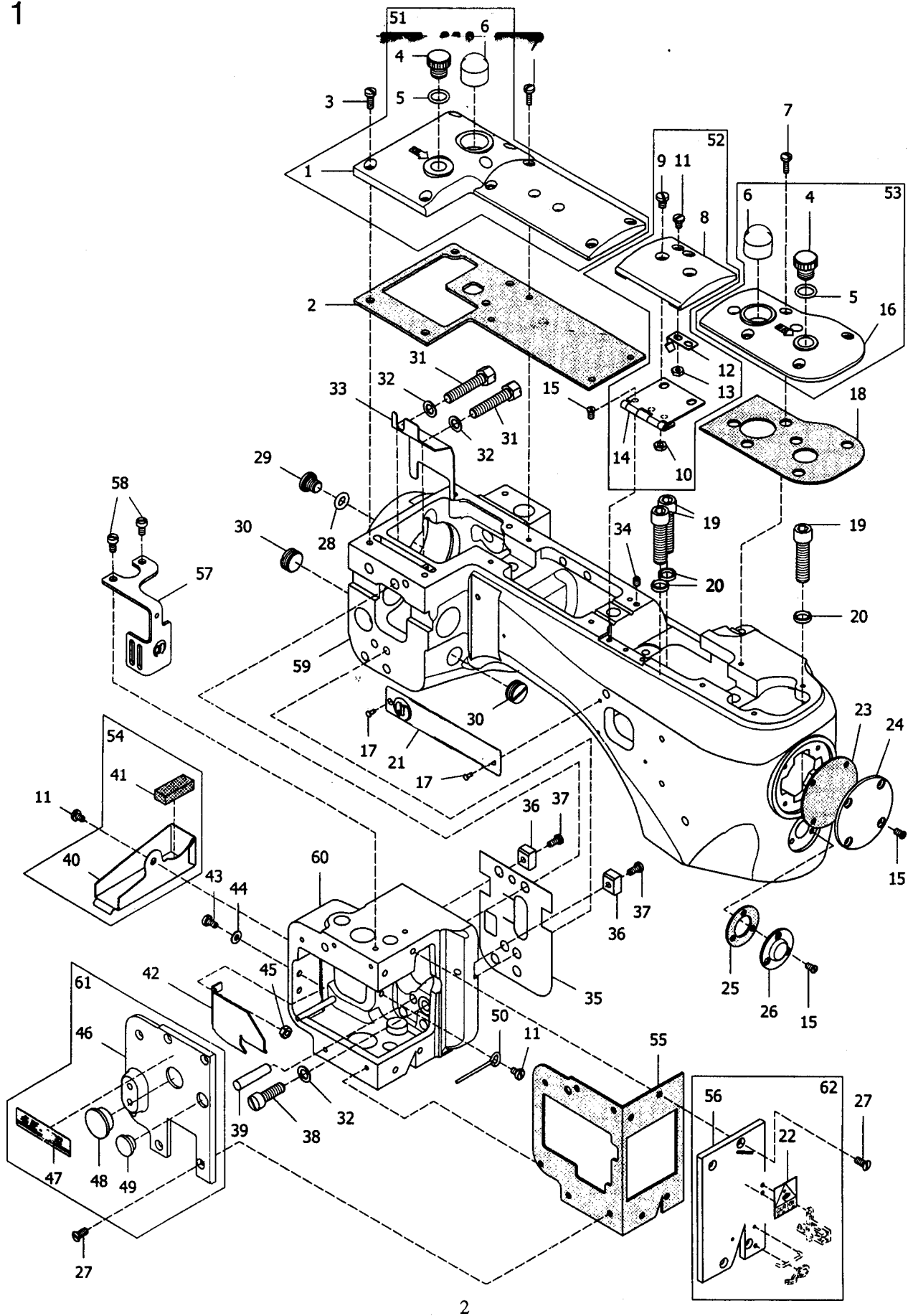
 高林股份有限公司
KAULIN MFG. CO. LTD.

From the library of: Diamond Needle Corp

CONTENTS

目次

| | | |
|------------------------------------------------|--------------------|----|
| MISCELLANEOUS COVERS(1) | 機殼機構(1) | 1 |
| MISCELLANEOUS COVERS(2) | 機殼機構(2) | 2 |
| MISCELLANEOUS THREAD-EYELETS | 過線機構 | 3 |
| MISCELLANEOUS BUSHINGS | 套管機構 | 4 |
| MAIN SHAFT DEIVING MECHANISM | 上主軸與針棒機構 | 5 |
| ONE SIDE CUT PRESSER FOOT MECHANISM | 單切壓腳與壓腳驅動機構 | 6 |
| UPPER KNIFE CARRIER AND HOOK DRIVING MECHANISM | 上切刀及上勾針驅動機構 | 7 |
| LOOPER DEIVING MECHANISM | 下勾針驅動機構 | 8 |
| FEED DEIVING MECHANISM | 送料具驅動機構 | 9 |
| FEED DEIVING CONTROL MECHANISM | 送料具調節機構 | 10 |
| LUBRICATING MECHANISM | 給油機構 | 11 |
| DOBLE SIDE CUT PRESSER FOOT MECHANISM | 雙切壓腳機構 | 12 |
| /SV/ DEVICE | 伺服馬達機構 | 13 |
| /AT/ DEVICE | 氣動抬壓腳機構 | 14 |
| /ET/ DEVICE | 電動抬壓腳機構 | 15 |
| /AW/ DEVICE,C.SET (SELECT DEVICE) | 外接式吸布屑組-AW1 (選擇配備) | 16 |
| THREAD STAND | 線架組 | 17 |
| /CL/ DEVICE | 普通馬達機構 | 18 |
| ATTACHMENT BOX | 附件盒 | 19 |
| ACCESSORIES | 附件箱 | 20 |
| /CL//AW/ DEVICE, C.SET (SELECT DEVICE) | 外接式吸布屑組-AW2 (選擇配備) | 21 |
| STITCH LENGTH SPECIFICATION | 針距規格表 | 22 |



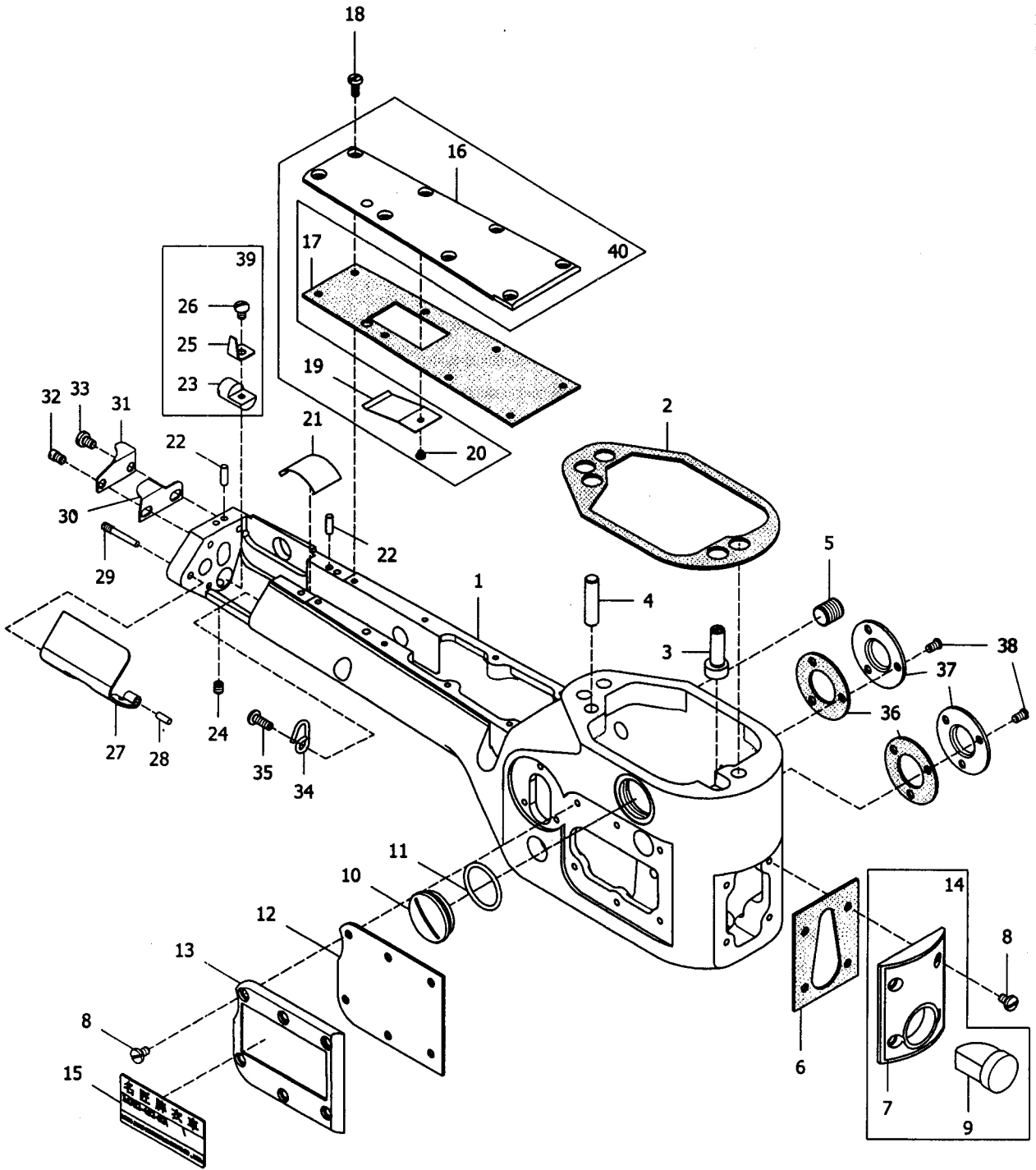
MISCELLANEOUS COVERS (1)

機殼機構(1)

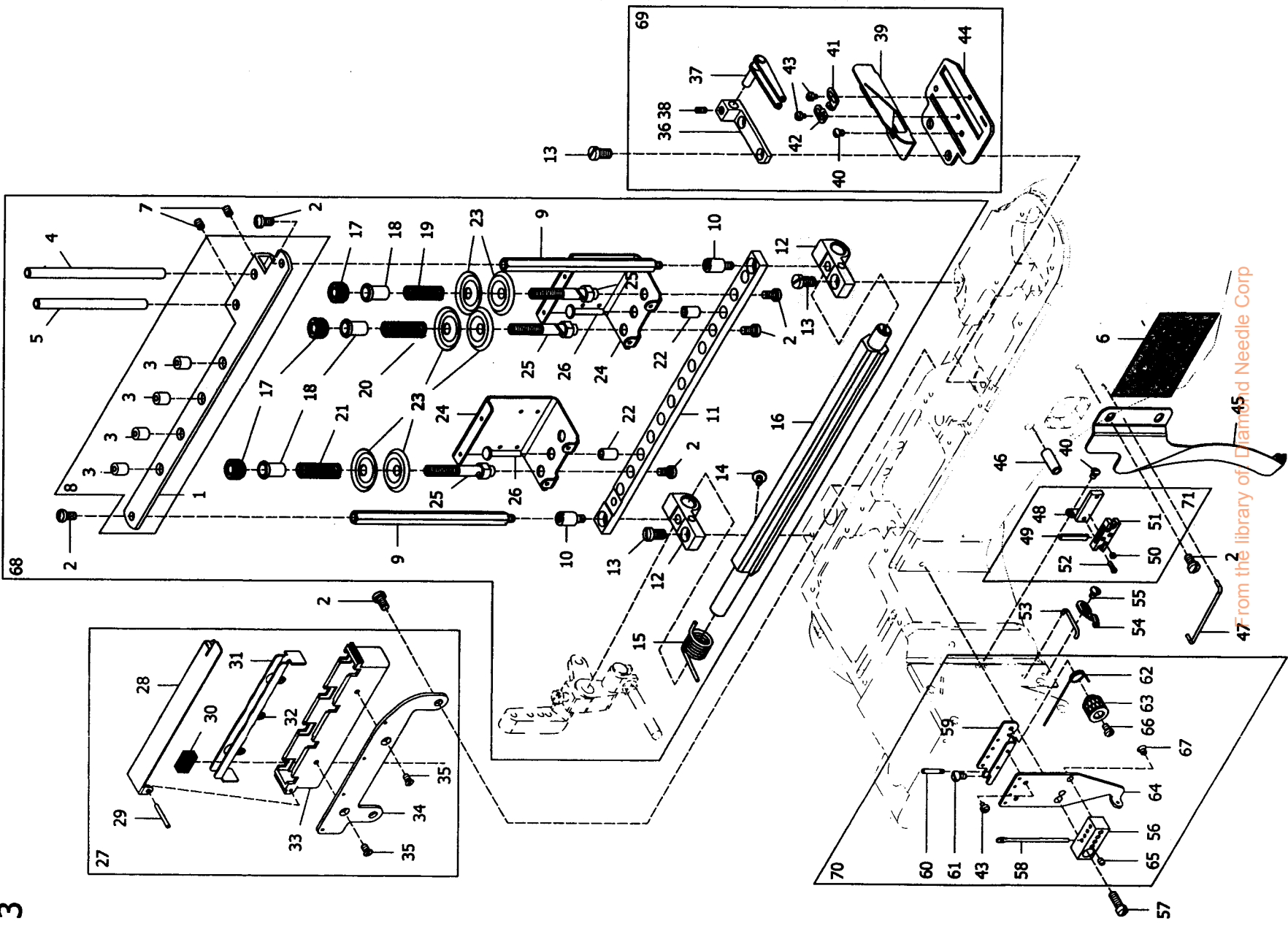
1

| Ref. | Parts | | | Amt. |
|------|-------|------------------------------------|-----------|------|
| No. | No. | Description | 品名 | Req. |
| 1 | P1-1 | Crank Chamber Cover | 曲軸室上蓋 | 1 |
| 2 | P1-2 | Crank Chamber Cover Gasket | 曲軸室墊片 | 1 |
| 3 | P1-3 | Screw(11/64-40X11) | 螺絲 | 5 |
| 4 | P1-4 | Screw(M12-1.75X9) | 螺絲 | 2 |
| 5 | P1-5 | O-Ring | O型橡膠環 | 2 |
| 6 | P1-6 | Oil Sight Top Window | 上油鏡 | 2 |
| 7 | P1-7 | Screw (9/64-40X11.3) | 螺絲 | 10 |
| 8 | P1-8 | Top Cover (Middle) | 上蓋(中) | 1 |
| 9 | P1-9 | Screw (11/64-40X6.5) | 螺絲 | 2 |
| 10 | P1-10 | Nut | 螺帽 | 2 |
| 11 | P1-11 | Screw (9/64-40X5.6) | 螺絲 | 4 |
| 12 | P1-12 | Top Cover (Middle) Spring | 上蓋(中)彈簧 | 1 |
| 13 | P1-13 | Nut | 螺帽 | 2 |
| 14 | P1-14 | Top Cover (Middle) Hinge | 上蓋板(中)活動板 | 1 |
| 15 | P1-15 | Screw (9/64-40X6) | 螺絲 | 7 |
| 16 | P1-16 | Top Cover (Front) | 上蓋(前) | 1 |
| 17 | P1-17 | Rivet | 鉚釘 | 2 |
| 18 | P1-18 | Top Cover (Front) Gasket | 上蓋墊片(前) | 1 |
| 19 | P1-19 | Screw (5/16-24X32) | 螺絲 | 3 |
| 20 | P1-20 | Washer | 墊片 | 3 |
| 21 | P1-21 | Emblem | 銘牌 | 1 |
| 22 | P1-22 | Warning Sticker | 警告貼紙 | 1 |
| 23 | P1-23 | Machine Frame End Cover Gasket | 防油墊片 | 1 |
| 24 | P1-24 | Machine Frame End Cover | 防油蓋 | 1 |
| 25 | P1-25 | Looper Lever Shaft Cover Gasket | 防油墊片 | 1 |
| 26 | P1-26 | Looper Lever Shaft Cover | 防油蓋 | 1 |
| 27 | P1-27 | Screw (9/64-40X7.1) | 螺絲 | 10 |
| 28 | P1-28 | O-Ring | O型橡膠環 | 3 |
| 29 | P1-29 | Drain Hole Screw (3/8-24X8) | 止油螺絲 | 1 |
| 30 | P1-30 | Plug Screw(M14-1X4) | 止油螺絲 | 1 |
| 31 | P1-31 | Screw (1/4-28X32.5) | | 2 |
| 32 | P1-32 | Washer | 墊片 | 2 |
| 33 | P1-33 | Crank Chamber Cover Oil Shield | 防油鐵片 | 1 |
| 34 | P1-34 | Oil Seal Plug | 膠墊 | 1 |
| 35 | P1-35 | Sewing Head Oil Defense | 防油板 | 1 |
| 36 | P1-36 | Sewing Head Key | 機殼固定塊 | 2 |
| 37 | P1-37 | Screw (9/64-40X8.5) | 螺絲 | 2 |
| 38 | P1-38 | Screw (1/4-28X20) | 螺絲 | 1 |
| 39 | P1-39 | Pin | 插銷 | 1 |
| 40 | P1-40 | Knife Driving Connection Oil Guard | 油槽 | 1 |

| Ref. No. | Parts No. | Description | 品 名 | Amt. Req. |
|-------------|--------------|-----------------------------------------------|--------|--------------|
| 41 | P1-41 | Knife Driving Connection Felt | 油棉墊 | 1 |
| 42 | P1-42 | Thread Carrier And Hook Driving Rod Oil Guard | 防油鐵片 | 1 |
| 43 | P1-43 | Screw (9/64-40X8) | 螺絲 | 2 |
| 44 | P1-44 | Seal | 墊片 | 2 |
| 45 | P1-45 | Nut | 螺母 | 2 |
| 46 | P1-46 | Sewing Head Cover(Left) | 車頭蓋 | 1 |
| 47 | P1-47 | MJ62 Emblem | 銘牌 | 1 |
| 48 | P1-48 | Seal Plug | 油塞 | 1 |
| 49 | P1-49 | Seal Plug | 油塞 | 1 |
| 50 | P1-50 | Oil Guide Wire | 油線導勾 | 1 |
| 51 | P1-51 | Crank Chamber Cover, C. Set | 曲軸室上蓋組 | 1 |
| 52 | P1-52 | Top Cover (Middle), C. Set | 上蓋(中)組 | 1 |
| 53 | P1-53 | Top Cover (Front), C. Set | 上蓋(前)組 | 1 |
| 54 | P1-54 | Knife Driving Connection Oil Guard, C. Set | 油槽組 | 1 |
| 55 | P1-55 | Sewing Head Cover Gasket | 止油墊片 | 1 |
| 56 | P1-56 | Sewing Head Cover Gasket(Front) | 車頭前蓋 | 1 |
| 57 | P1-57 | Needle Thrad Take-up Guard | 護蓋 | 1 |
| 58 | P1-58 | Screw(M4-0.7X8) | 螺絲 | 2 |
| 59 | P1-59 | Machine Frame | 機殼 | 1 |
| 60 | P1-60 | Machine Frame | 機殼 | 1 |
| 61 | P1-61 | Sewing Head Cover(Left), C. Set | 車頭蓋組 | 1 |
| 62 | P1-62 | Sewing Head Cover Gasket(Front), C. Set | 車頭前蓋組 | 1 |

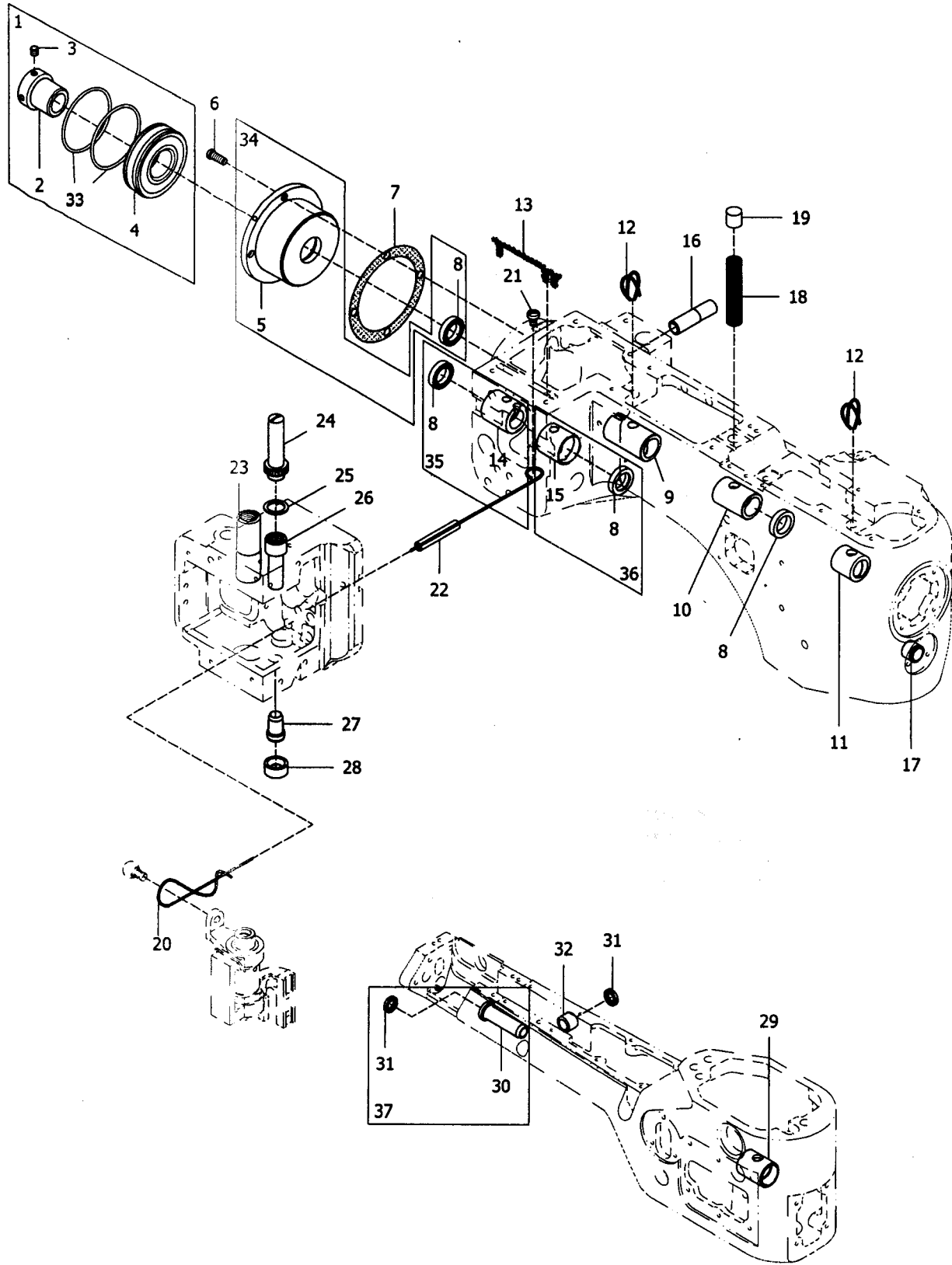


| Ref. | Parts | | | |
|------|-------|--------------------------------------|---------|------|
| No. | No. | Description | 品名 | Req. |
| 1 | P2-1 | Sewing Cylinder | 圓筒部機殼 | 1 |
| 2 | P2-2 | Sewing Cylinder Gasket | 止油銅墊片 | 1 |
| 3 | P2-3 | Alignment Pin | 調節插銷 | 1 |
| 4 | P2-4 | Knock Pin | 頂出銷 | 1 |
| 5 | P2-5 | Screw(3/8-24X5.4) | 螺絲 | 1 |
| 6 | P2-6 | Seal Gasket | 止油墊片 | 1 |
| 7 | P2-7 | Cylinder Frame Cover (Front) | 前蓋 | 1 |
| 8 | P2-8 | Screw (9/64-40X8) | 螺絲 | 10 |
| 9 | P2-9 | Oil Gauge | 油錶 | 1 |
| 10 | P2-10 | Screw (M22-1.5X5.7) | 螺絲 | 1 |
| 11 | P2-11 | O-Ring | O型橡膠環 | 1 |
| 12 | P2-12 | Seal Gasket | 止油墊片 | 1 |
| 13 | P2-13 | Cylinder Frame Cover (Left) | 左蓋 | 1 |
| 14 | P2-14 | Oil Gauge, C.Set | 油錶組 | 1 |
| 15 | P2-15 | Model Plate | 型號銘牌 | 1 |
| 16 | P2-16 | Cylinder Frame Cover (Upper) | 上蓋 | 1 |
| 17 | P2-17 | Seal Gasket | 止油墊片 | 1 |
| 18 | P2-18 | Screw (1/8-44X6.5) | 螺絲 | 8 |
| 19 | P2-19 | Dust Defender (Upper) | 防塵蓋(上) | 1 |
| 20 | P2-20 | Screw (3/32-56X2.1) | 螺絲 | 1 |
| 21 | P2-21 | Dust Defender (Lower) | 防塵蓋(下) | 1 |
| 22 | P2-22 | Pin | 插銷 | 2 |
| 23 | P2-23 | Looper Cover Spring Support | 彈簧片座 | 1 |
| 24 | P2-24 | Screw (11/64-40X5) | 螺絲 | 1 |
| 25 | P2-25 | Looper Cover Spring | 下勾針蓋彈簧片 | 1 |
| 26 | P2-26 | Screw (9/64-40X5) | 螺絲 | 1 |
| 27 | P2-27 | Lopper Cover | 下勾針蓋 | 1 |
| 28 | P2-28 | Pin | 插銷 | 1 |
| 29 | P2-29 | Screw (9/64-40X5.7) | 螺絲 | 1 |
| 30 | P2-30 | Chain-off Cutting Knife | 割刀固定片 | 1 |
| 31 | P2-31 | Chain-off Cutting Knife Guard | 割刀 | 1 |
| 32 | P2-32 | Screw (M4-0.7X4.5) | 螺絲 | 1 |
| 33 | P2-33 | Screw (M4-0.7X5.7) | 螺絲 | 1 |
| 34 | P2-34 | Looper Thread Guide Wire | 過線圈 | 1 |
| 35 | P2-35 | Screw (9/64-40X10) | 螺絲 | 1 |
| 36 | P2-36 | Feed Drive Shaft Cover Gasket | 止油墊片 | 2 |
| 37 | P2-37 | Feed Drive Shaft Cover | 止油蓋 | 2 |
| 38 | P2-38 | Screw (9/64-40X7.1) | 螺絲 | 6 |
| 39 | P2-39 | Looper Cover Spring Support, C. Set | 彈簧片座組 | 1 |
| 40 | P2-40 | Cylinder Frame Cover (Upper), C. Set | 上蓋組 | 1 |



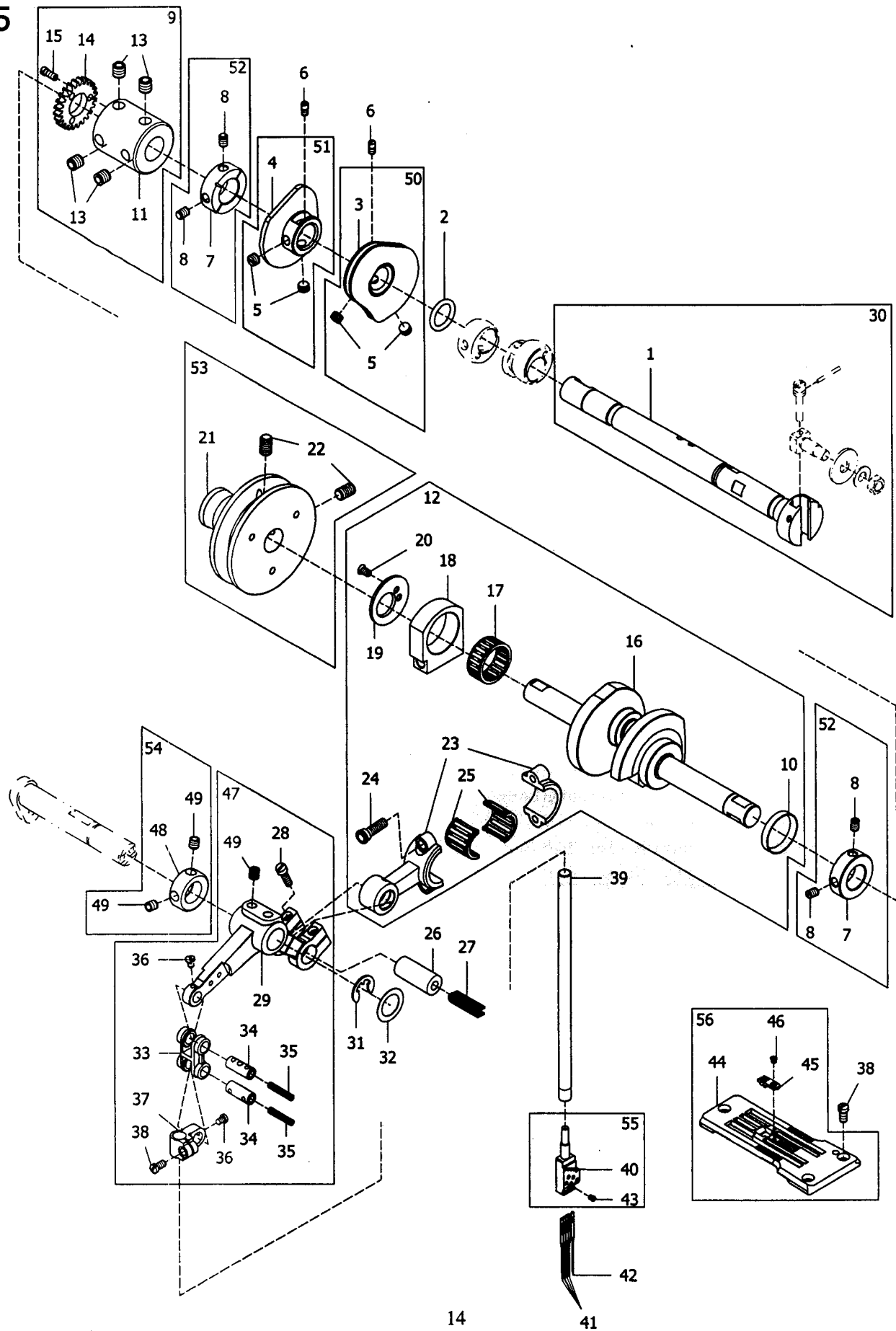
| Ref. | Parts | | | |
|------|-------|---------------------------------|-----------|------|
| No. | No. | Description | 品名 | Req. |
| 1 | P3-1 | Thread Guide Plate | 線架板 | 1 |
| 2 | P3-2 | Screw (11/64-40X8.3) | 螺絲 | 12 |
| 3 | P3-3 | Thread Eyelet | 過線孔 | 4 |
| 4 | P3-4 | Thread Pipe (Long) | 過線管(長) | 1 |
| 5 | P3-5 | Thread Pipe (Short) | 過線管(短) | 1 |
| 6 | P3-6 | Warning Sticker | 警告貼紙 | 1 |
| 7 | P3-7 | Screw (M4-0.7X8) | 螺絲 | 2 |
| 8 | P3-8 | Thread Guide Plate, C. Set | 線架板組 | 1 |
| 9 | P3-9 | Thread Guide Plate Support | 線架板支撐棒 | 2 |
| 10 | P3-10 | Screw (11/64-40X7) | 螺絲 | 2 |
| 11 | P3-11 | Thread Tension Support | 上線張力固定座 | 1 |
| 12 | P3-12 | Thread Tension Support Bracket | 上線張力固定座支架 | 2 |
| 13 | P3-13 | Screw (7/32-32X9.5) | 螺絲 | 4 |
| 14 | P3-14 | Screw (1/8-44X6.4) | 螺絲 | 1 |
| 15 | P3-15 | Tension Release Shaft Spring | 張力釋放軸彈簧 | 1 |
| 16 | P3-16 | Tension Release Shaft | 張力釋放軸 | 1 |
| 17 | P3-17 | Nut | 彈簧調整鈕 | 6 |
| 18 | P3-18 | Tension Spring Bushing | 張力彈簧調整固定軸 | 6 |
| 19 | P3-19 | Looper Thread Tension Spring | 下勾針張力彈簧 | 1 |
| 20 | P3-20 | Top Cover Thread Tension Spring | 上飾線張力彈簧 | 1 |
| 21 | P3-21 | Needle Thread Tension Spring | 針線張力彈簧 | 4 |
| 22 | P3-22 | Tension Release Pin Bushing | 張力釋放插銷套管 | 7 |
| 23 | P3-23 | Thread Tension Disc | 張力調整盤 | 12 |
| 24 | P3-24 | Thread Tension Disc Eyelet | 張力調整過線架 | 3 |
| 25 | P3-25 | Tension Post | 張力彈簧支柱 | 6 |
| 26 | P3-26 | Tension Release Pin | 張力釋放插銷 | 7 |
| 27 | P3-27 | SP Device, C. Set | 針線吸油組 | 1 |
| 28 | P3-28 | Oil Cup Lip | 矽油儲存槽蓋 | 1 |
| 29 | P3-29 | Hinge Pin | 鉸鏈插銷 | 1 |
| 30 | P3-30 | SP Felt | SP吸油氈 | 4 |
| 31 | P3-31 | SP Felt Stay | SP吸油氈支柱 | 1 |
| 32 | P3-32 | Oil Wick | 油芯 | 1 |
| 33 | P3-33 | SP Container | 矽油儲存槽 | 1 |
| 34 | P3-34 | SP Container Support | 矽油儲存槽固定座 | 1 |
| 35 | P3-35 | Screw (9/64-40X4.6) | 螺絲 | 2 |
| 36 | P3-36 | Thread Take-up Eyelet Holder | 提線桿托架 | 1 |
| 37 | P3-37 | Thread Take-up Eyelet | 提線桿 | 1 |
| 38 | P3-38 | Screw (1/8-44X6.5) | 螺絲 | 1 |
| 39 | P3-39 | Looper Thread Take-up Guide | 下勾針提線桿護架 | 1 |
| 40 | P3-40 | Screw (1/8-44X4.3) | 螺絲 | 4 |

| Ref. | Parts | | | |
|------|-------|---------------------------------------------|-----------|------|
| No. | No. | Description | 品名 | Req. |
| 41 | P3-41 | Looper Thread Take-up Eyelet(Front) | 下勾針提線桿(前) | 1 |
| 42 | P3-42 | Looper Thread Take-up Eyelet(Rear) | 下勾針提線桿(後) | 1 |
| 43 | P3-43 | Screw (3/32-56X3.2) | 螺絲 | 4 |
| 44 | P3-44 | Eyelet Supporting Plate | 提線桿固定板 | 1 |
| 45 | P3-45 | Looper Thread Guard | 下勾針線導架 | 1 |
| 46 | P3-46 | Top Cover Thread Pipe | 上飾線過線導管 | 1 |
| 47 | P3-47 | Looper Thread Guide Wire (Upper) | 下勾針線導架金屬線 | 1 |
| 48 | P3-48 | Needle Thread Strike-off Pin Holder Bracket | 過線張力固定架 | 1 |
| 49 | P3-49 | Needle Thread Strike-off Pin | 過線張力調整片 | 4 |
| 50 | P3-50 | Screw (1/8-44X2) | 螺絲 | 4 |
| 51 | P3-51 | Needle Thread Strike-off Pin Holder | 過線張力調整片架 | 1 |
| 52 | P3-52 | Screw (3/32-56X6.2) | 螺絲 | 2 |
| 53 | P3-53 | Needle Thread Guide Wire | 針線導架金屬線 | 1 |
| 54 | P3-54 | Head Cover Thread Eyelet | 上飾線過線片 | 1 |
| 55 | P3-55 | Screw (1/8-44X4.4) | 螺絲 | 1 |
| 56 | P3-56 | Needle Thread Eyelet Holder | 針線張力調整桿座 | 1 |
| 57 | P3-57 | Screw (11/64-40X13) | 螺絲 | 1 |
| 58 | P3-58 | Needle Thread Eyelet | 針線張力調整桿 | 4 |
| 59 | P3-59 | Stitch Unlocker Mounting Bracket | 跳線彈簧架 | 1 |
| 60 | P3-60 | Screw (11/128-56X3) | 螺絲 | 1 |
| 61 | P3-61 | Screw (1/8-44X5.9) | 螺絲 | 1 |
| 62 | P3-62 | Stitch Unlocking Spring | 跳線彈簧 | 1 |
| 63 | P3-63 | Stitch Unlocking Spring Holder | 跳線彈簧調整固定鈕 | 1 |
| 64 | P3-64 | Needle Bracket | 過線支撐架 | 1 |
| 65 | P3-65 | Screw (1/8-44X3.4) | 螺絲 | 4 |
| 66 | P3-66 | Screw (1/8-44X5.4) | 螺絲 | 1 |
| 67 | P3-67 | Screw (1/8-44X2.7) | 螺絲 | 2 |
| 68 | P3-68 | Thread Guide, C. Set | 線架組 | 1 |
| 69 | P3-69 | Eyelet Supporting Plate, C. Set | 提線桿固定板組 | 1 |
| 70 | P3-70 | Needle Bracket, C. Set | 過線支撐架組 | 1 |
| 71 | P3-71 | Needle Thread Strike-off Pin Holder, C. Set | 過線張力調整片架組 | 1 |



| Ref. | Parts | | | Amt. |
|------|-------|---------------------------------------------|--------------|------|
| No. | No. | Description | 品名 | Req. |
| 1 | P4-1 | Adapter, C. Set | 軸承組 | 1 |
| 2 | P4-2 | Adapter | 軸承軸心 | 1 |
| 3 | P4-3 | Screw (M5-0.8X5) | 螺絲 | 2 |
| 4 | P4-4 | Ball Bearing | 軸承 | 1 |
| 5 | P4-5 | Bearing Housing | 軸承固定室 | 1 |
| 6 | P4-6 | Screw (3/16-32X11.5) | 螺絲 | 4 |
| 7 | P4-7 | Bearing Housing Gasket | 軸承固定室墊片 | 1 |
| 8 | P4-8 | Oil Seal | 油封 | 4 |
| 9 | P4-9 | Crankshing Bushing (Front) | 主軸套管(前) | 1 |
| 10 | P4-10 | Main Shaft Bushing (Rear) | 主軸套管(後) | 1 |
| 11 | P4-11 | Main Shaft Bushing (Front) | 主軸套管(前) | 1 |
| 12 | P4-12 | Oil Wick (Woollen Yarn) | 油芯 | 2 |
| 13 | P4-13 | Oil Wick (Laced Wire) | 油芯 | 1 |
| 14 | P4-14 | Knife Driving Lever Bushing (Rear) | 銅套管(後) | 1 |
| 15 | P4-15 | Knife Driving Lever Bushing (Front) | 銅套管(前) | 1 |
| 16 | P4-16 | Presser Foot Lifter Stop Plunger Bushing | 襯套 | 1 |
| 17 | P4-17 | Looper Driving Lever Shaft Bushing | 下勾針驅動軸套管 | 1 |
| 18 | P4-18 | Oil Wick | 油芯 | 1 |
| 19 | P4-19 | Seal Plng | 密封塞 | 1 |
| 20 | P4-20 | Oil Wick | 油芯 | 1 |
| 21 | P4-21 | Screw (11/64-40X8.3) | 螺絲 | 1 |
| 22 | P4-22 | Plastic Pipe | 塑膠管 | 1 |
| 23 | P4-23 | Presser Bar Bushing | 壓腳套管 | 1 |
| 24 | P4-24 | Needle Bar Bushing(Upper)Lid | 針柱套管(上)蓋 | 1 |
| 25 | P4-25 | Gasket | 墊片 | 1 |
| 26 | P4-26 | Needle Bar Bushing(Upper) | 針柱套管(上) | 1 |
| 27 | P4-27 | Needle Bar Bushing(Lower) | 針柱套管(下) | 1 |
| 28 | P4-28 | Oil Seal | 油封 | 1 |
| 29 | P4-29 | Looper Rocker Shaft Bushing (Front) | 下勾針搖桿軸套管(前) | 1 |
| 30 | P4-30 | Looper Rocker Shaft Bushing (Rear) | 下勾針搖桿軸套管(後) | 1 |
| 31 | P4-31 | Oil Seal | 油封 | 2 |
| 32 | P4-32 | Feed Bar Eccentric Pin Bushing | 送料具偏心銷套管 | 1 |
| 33 | P4-33 | O-Ring | O形橡膠環 | 2 |
| 34 | P4-34 | Bearing Housing, C. Set | 軸承固定室組 | 1 |
| 35 | P4-35 | Knife Driving Lever Bushing (Rear), C. Set | 銅套管(後)組 | 1 |
| 36 | P4-36 | Knife Driving Lever Bushing (Front), C. Set | 銅套管(前)組 | 1 |
| 37 | P4-37 | Looper Rocker Shaft Bushing (Rear), C. Set | 下勾針搖桿軸套管(後)組 | 1 |

5



| Ref. | Parts | | | Amt. |
|------|-------|---------------------------------------------|-----------|------|
| No. | No. | Description | 品名 | Req. |
| 1 | P5-1 | Main Shaft | 主軸 | 1 |
| 2 | P5-2 | O-ring | O型橡膠環 | 1 |
| 3 | P5-3 | Looper Thread Take-Up | 底線提線凸輪 | 1 |
| 4 | P5-4 | Top Cover Thread Take-Up | 上飾線提線凸輪 | 1 |
| 5 | P5-5 | Screw (7/32-32X3.6) | 螺絲 | 4 |
| 6 | P5-6 | Positioning Screw (1/8-44X4) | 螺絲 | 2 |
| 7 | P5-7 | Collar | 軸環 | 2 |
| 8 | P5-8 | Screw (11/64-40X6) | 螺絲 | 4 |
| 9 | P5-9 | Main Shaft Coupling, C. Set | 主軸連接組 | 1 |
| 10 | P5-10 | O-ring | O型橡膠環 | 1 |
| 11 | P5-11 | Main Shaft Coupling | 主軸連接套 | 1 |
| 12 | P5-12 | Thread Carrier and Hook Driving Rod, C. Set | 驅動刀組連桿組 | 1 |
| 13 | P5-13 | Screw (1/4-28X6.3) | 螺絲 | 4 |
| 14 | P5-14 | Pump Driving Gear | 泵浦九齒 | 1 |
| 15 | P5-15 | Screw (1/8-44X6) | 螺絲 | 3 |
| 16 | P5-16 | Crankshaf | 曲軸 | 1 |
| 17 | P5-17 | Needle Bearing | 滾針軸承 | 1 |
| 18 | P5-18 | Thread Carrier and Hook Driving Rod (Right) | 驅動刀組連桿軸承套 | 1 |
| 19 | P5-19 | Needle Bearing Retaining Plate | 滾針軸承扣板 | 1 |
| 20 | P5-20 | Screw (9/64-40X4.8) | 螺絲 | 2 |
| 21 | P5-21 | Pulley | 皮帶輪 | 1 |
| 22 | P5-22 | Screw (1/4-28X10) | 螺絲 | 2 |
| 23 | P5-23 | Needle Bar Lever Connecting Rod | 針柱槓桿連桿 | 1 |
| 24 | P5-24 | Screw (3/16-32X14) | 螺絲 | 2 |
| 25 | P5-25 | Needle Bearing | 滾針軸承 | 1 |
| 26 | P5-26 | Needle Bar Lever Connecting Rod Pin | 針柱槓桿連桿插銷 | 1 |
| 27 | P5-27 | Oil Wick | 油芯 | 1 |
| 28 | P5-28 | Screw (9/64-40X12) | 螺絲 | 2 |
| 29 | P5-29 | Needle Bar Lever | 針柱槓桿 | 1 |
| 30 | P5-30 | Main Shaft, C. Set | 主軸組 | 1 |
| 31 | P5-31 | Retaining Ring | C形扣環 | 1 |
| 32 | P5-32 | Thrust Ring | 墊片 | 1 |
| 33 | P5-33 | Needle Bar Connecting Link | 針柱連桿 | 1 |
| 34 | P5-34 | Needle Bar Connecting Link Pin | 針柱連桿插銷 | 2 |
| 35 | P5-35 | Oil Wick | 吸油繩 | 2 |
| 36 | P5-36 | Screw (1/8-44X5) | 螺絲 | 2 |
| 37 | P5-37 | Needle Bar Connecting Bracket | 針柱連結架 | 1 |
| 38 | P5-38 | Screw (9/64-40X6.4) | 螺絲 | 4 |
| 39 | P5-39 | Needle Bar | 針柱 | 1 |
| 40 | P5-40 | Needle Clamp | 針錙 | 1 |

para conversion

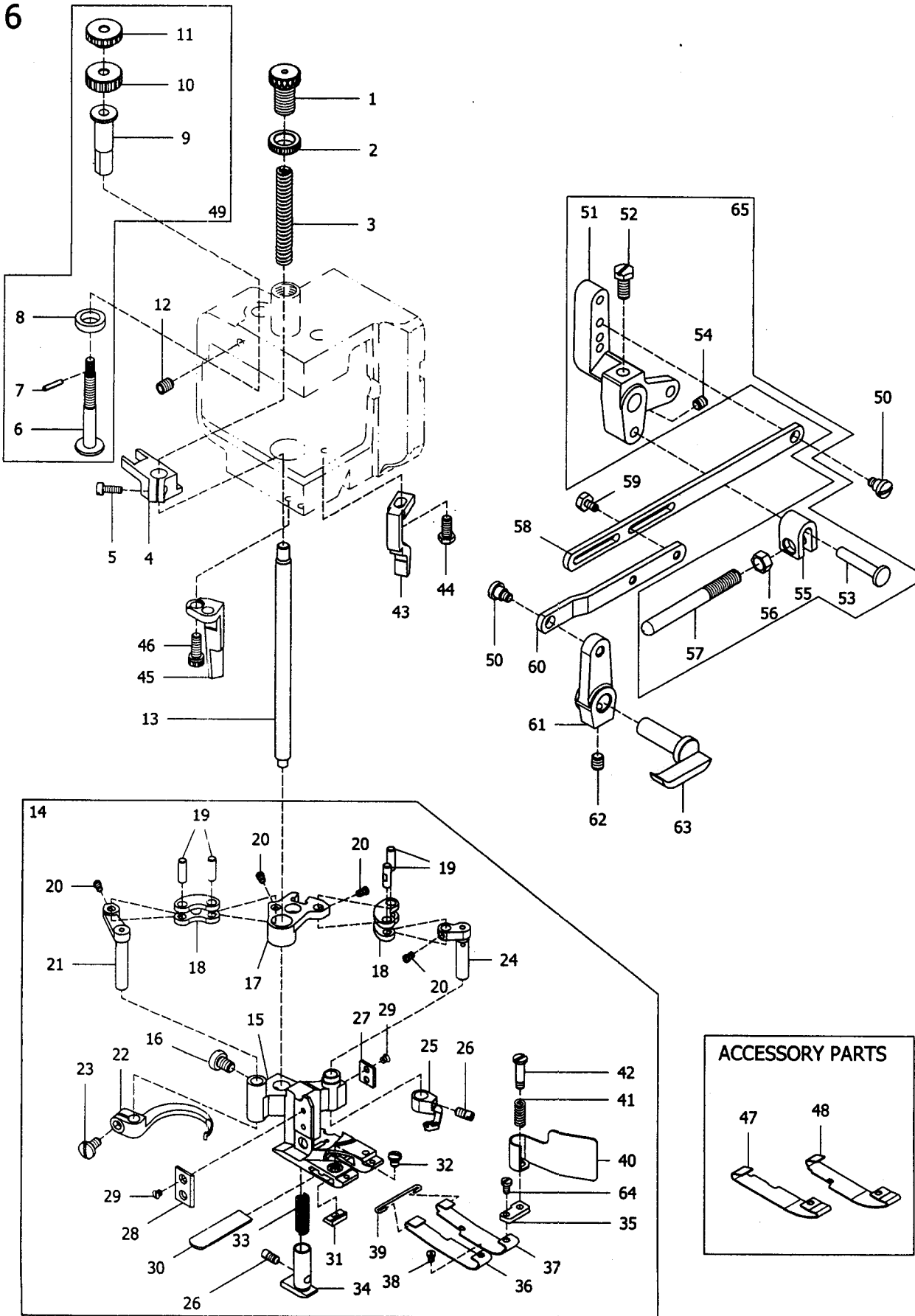
D007-01-452 CL/AW

D007-02-460 CL/AW

And-P12 note parts

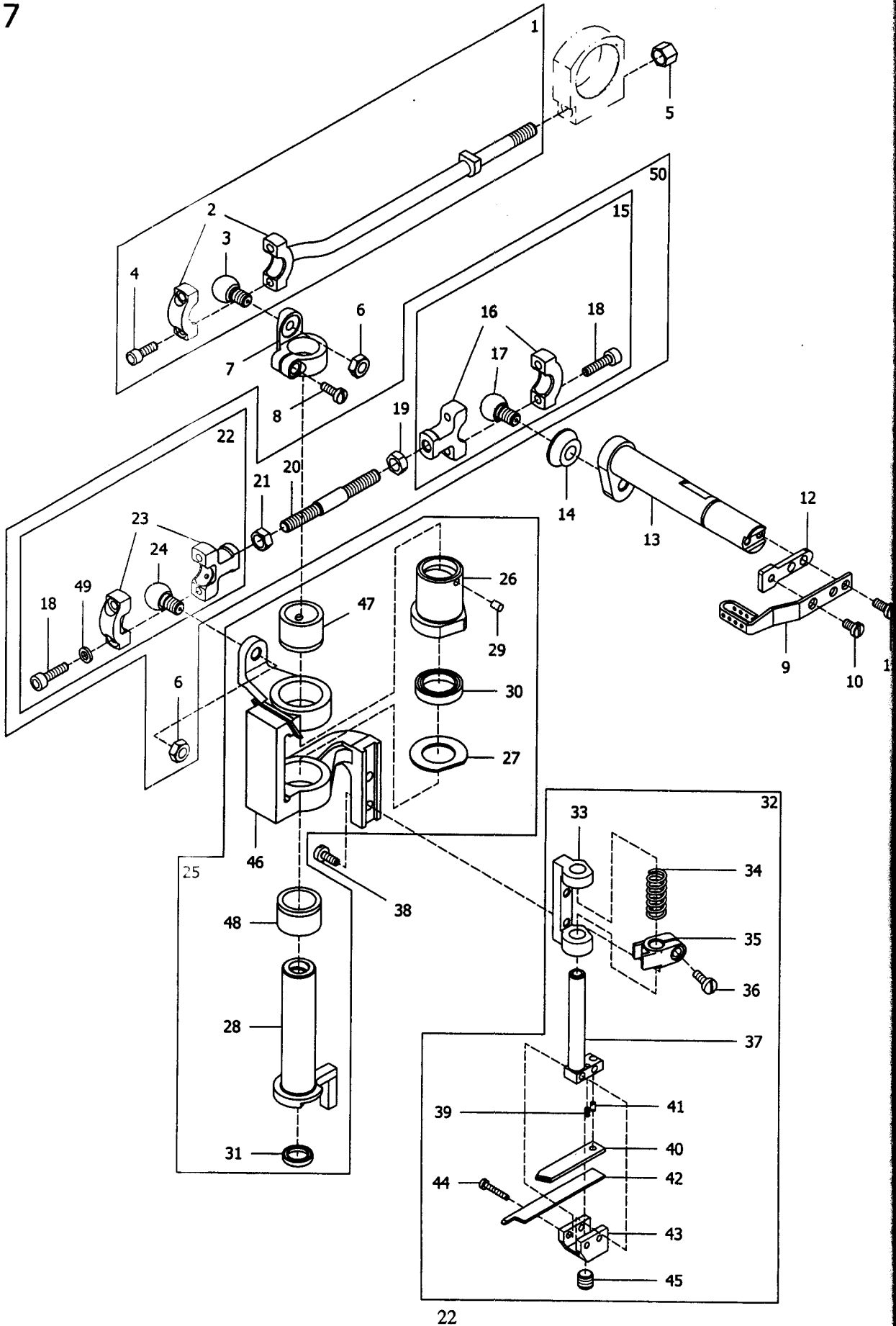
| Ref. | Parts | | | Amt. |
|------|-------|----------------------------------|----------|------|
| No. | No. | Description | 品名 | Req. |
| 41 | P5-41 | Needle | 擊針 | 4 |
| 42 | P5-42 | Retainer | 假針 | 1 |
| 43 | P5-43 | Screw (3/32-56X2.5) | 螺絲 | 5 |
| 44 | P5-44 | Stitch Plate | 針板 | 1 |
| 45 | P5-45 | Stitch Plate Tongue | 針板舌片 | 1 |
| 46 | P5-46 | Screw (3/32-56X2) | 螺絲 | 1 |
| 47 | P5-47 | Needle Bar Lever, C. Set | 針棒組 | 1 |
| 48 | P5-48 | Collar | 軸環 | 1 |
| 49 | P5-49 | Screw (M5-0.8X5) | 螺絲 | 4 |
| 50 | P5-50 | Looper Thread Take-Up, C. Set | 底線提線凸輪組 | 1 |
| 51 | P5-51 | Top Cover Thread Take-Up, C. Set | 上飾線提線凸輪組 | 1 |
| 52 | P5-52 | Collar, C. Set | 軸環組 | 2 |
| 53 | P5-53 | Pulley, C. Set | 皮帶輪組 | 1 |
| 54 | P5-54 | Collar, C. Set | 軸環組 | 1 |
| 55 | P5-55 | Needle Clamp, C.Set | 針鏹組 | 1 |
| 56 | P5-56 | Stitch Plate, C. Set | 針板組 | 1 |

6



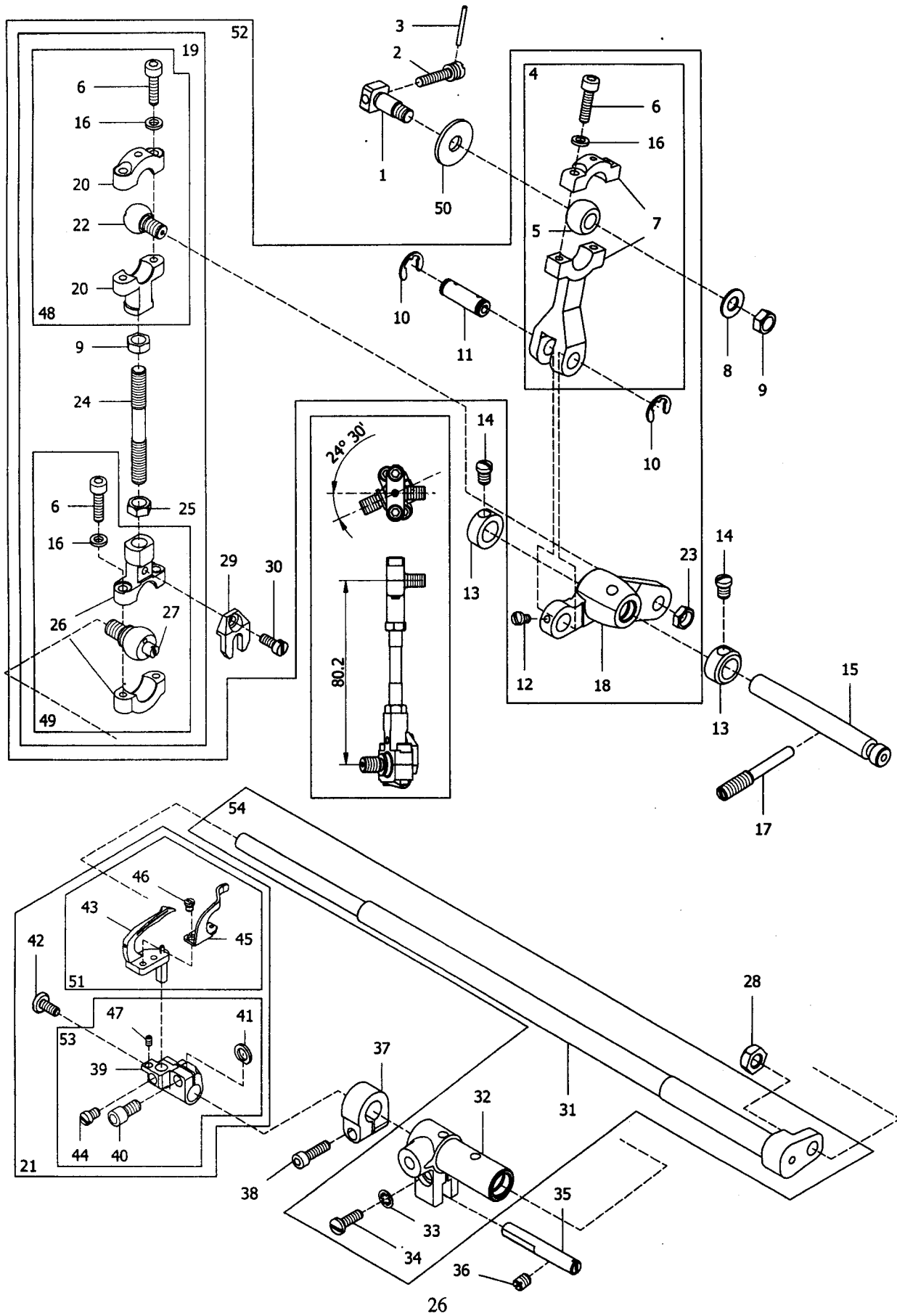
| Ref. | Parts | | | Amt. |
|------|-------|----------------------------------------|-----------|------|
| No. | No. | Description | 品名 | Req. |
| 1 | P6-1 | Adjusting Screw (M12-1X17) | 調節螺絲 | 1 |
| 2 | P6-2 | Lock Nut | 保險螺帽 | 1 |
| 3 | P6-3 | Presser Spring | 壓腳彈簧 | 1 |
| 4 | P6-4 | Presser Bar Connecting Bracket | 壓腳推桿連結架 | 1 |
| 5 | P6-5 | Screw (11/64-40X10.3) | 螺絲 | 1 |
| 6 | P6-6 | Presser Foot Adjusting Screw | 壓腳調節彈簧 | 1 |
| 7 | P6-7 | Pin | 插銷 | 1 |
| 8 | P6-8 | Connecting Bracket Cushion | 連結架襯墊 | 1 |
| 9 | P6-9 | Presser Bar Guide | 壓腳導件 | 1 |
| 10 | P6-10 | Lock Nut | 保險螺帽 | 1 |
| 11 | P6-11 | Adjusting Nut | 調節螺帽 | 1 |
| 12 | P6-12 | Screw (M6-1X8) | 螺絲 | 1 |
| 13 | P6-13 | Presser Bar | 壓腳推桿 | 1 |
| 14 | P6-14 | One Side Cut Presser Foot, C. Set | 單切壓腳組 | 1 |
| 15 | P6-15 | One Side Cut Presser Foot | 單切壓腳 | 1 |
| 16 | P6-16 | Screw (11/64-40X6.3) | 螺絲 | 1 |
| 17 | P6-17 | Carrier/Hook Driving Segment | 上勾針驅動扇形片 | 1 |
| 18 | P6-18 | Carrier/Hook Driving Lever Link | 上勾針驅動連桿 | 2 |
| 19 | P6-19 | Link Pin | 連桿插銷 | 4 |
| 20 | P6-20 | Screw (3/32-56X3.3) | 螺絲 | 4 |
| 21 | P6-21 | Thread Hook Driving Lever | 勾針驅動槓桿 | 1 |
| 22 | P6-22 | Top Cover Thread Hook | 上飾線過線勾 | 1 |
| 23 | P6-23 | Screw (9/64-40X6.8) | 螺絲 | 1 |
| 24 | P6-24 | Top Cover Thread Carrier Driving Lever | 上飾線托架驅動槓桿 | 1 |
| 25 | P6-25 | Top Cover Thread Carrier | 上飾線托架 | 1 |
| 26 | P6-26 | Screw (1/8-44X5) | 螺絲 | 2 |
| 27 | P6-27 | Presser Foot Attach Piece (Right) | 壓腳連接片(右) | 1 |
| 28 | P6-28 | Presser Foot Attach Piece (Left) | 壓腳連接片(左) | 1 |
| 29 | P6-29 | Screw(3/32-56X1.5) | 螺絲 | 4 |
| 30 | P6-30 | Lower Knife | 下切刀 | 1 |
| 31 | P6-31 | Lower Knife Clamp | 下切刀夾板 | 1 |
| 32 | P6-32 | Screw (1/8-44X3.5) | 螺絲 | 1 |
| 33 | P6-33 | Yielding Section Spring | 小壓具彈簧 | 1 |
| 34 | P6-34 | Yielding Section | 小壓具 | 1 |
| 35 | P6-35 | Chip Guard Plate | 切角防護片座 | 1 |
| 36 | P6-36 | Presser Foot Spring Plate (Left) | 壓腳彈簧片(左) | 1 |
| 37 | P6-37 | Presser Foot Spring Plate (Right) | 壓腳彈簧片(右) | 1 |
| 38 | P6-38 | Screw (3/32-56X2.6) | 螺絲 | 1 |
| 39 | P6-39 | Spring Plate Holder | 彈簧片固定鐵勾 | 1 |
| 40 | P6-40 | Chip Guard | 切角防護片 | 1 |

| Ref. | Parts | | | Amt. |
|------|-------|------------------------------------------|-------------|------|
| No. | No. | Description | 品名 | Req. |
| 41 | P6-41 | Chip Guard Spring | 切角防護片彈簧 | 1 |
| 42 | P6-42 | Screw (1/8-44X3.4) | 螺絲 | 1 |
| 43 | P6-43 | Presser Foot Guide (Right) | 壓腳導件(右) | 1 |
| 44 | P6-44 | Screw (M5-0.8X12) | 螺絲 | 1 |
| 45 | P6-45 | Presser Foot Guide (Left) | 壓腳導件(左) | 1 |
| 46 | P6-46 | Screw (M5-0.8X14) | 螺絲 | 2 |
| 47 | P6-47 | Presser Foot Spring Plate (B)(Left) | 壓腳彈簧片(長)(左) | 1 |
| 48 | P6-48 | Presser Foot Spring Plate (B)(Right) | 壓腳彈簧片(長)(右) | 1 |
| 49 | P6-49 | Presser Bar Guide, C. Set | 壓腳導件組 | 1 |
| 50 | P6-50 | Screw (3/16-32X4) | 螺絲 | 2 |
| 51 | P6-51 | Presser Bar Lifter Lever (Large) | 壓腳升降槓桿(大) | 1 |
| 52 | P6-52 | Screw (7/32-32X12) | 螺絲 | 1 |
| 53 | P6-53 | Stop Plunger Segment pin | 插銷 | 1 |
| 54 | P6-54 | Screw (M5-0.8X5) | 螺絲 | 1 |
| 55 | P6-55 | Stop Plunger Segment | 插銷套 | 1 |
| 56 | P6-56 | Nut | 螺帽 | 1 |
| 57 | P6-57 | Presser Foot Lifter Stop Plunger | 壓具抬起停車柱 | 1 |
| 58 | P6-58 | Presser Foot Lifter Lever Link (Long) | 壓腳升降槓桿連桿(長) | 1 |
| 59 | P6-59 | Screw (9/64-40X6.1) | 螺絲 | 2 |
| 60 | P6-60 | Presser Foot Lifter Lever Link (Short) | 壓腳升降槓桿連桿(短) | 1 |
| 61 | P6-61 | Presser Bar Lifter Lever (Small) | 壓腳升降槓桿(小) | 1 |
| 62 | P6-62 | Screw (7/32-32X6) | 螺絲 | 1 |
| 63 | P6-63 | Presser Bar Lifter Lever | 壓腳拉桿 | 1 |
| 64 | P6-64 | Screw (3/32-56X4.3) | 螺絲 | 1 |
| 65 | P6-65 | Presser Bar Lifter Lever (Large), C. Set | 壓腳升降槓桿(大)組 | 1 |



| Ref. | Parts | | | Amt. |
|------|-------|------------------------------------------|--------------|------|
| No. | No. | Description | 品名 | Req. |
| 1 | P7-1 | Carrier/Hook Driving Rod (Left), C. Set | 上飾線連桿組 | 1 |
| 2 | P7-2 | Carrier Hook Driving Rod (Left) | 上飾線連桿 | 1 |
| 3 | P7-3 | Rod Ball (Left) | 球頭 | 1 |
| 4 | P7-4 | Screw (9/64-40X10) | 螺絲 | 2 |
| 5 | P7-5 | Nut | 螺帽 | 1 |
| 6 | P7-6 | Nut | 螺帽 | 2 |
| 7 | P7-7 | Carrier Hook Sleeve Lever | 上飾線連桿套筒 | 1 |
| 8 | P7-8 | Screw(9/64-40X9) | 螺絲 | 1 |
| 9 | P7-9 | Needle Thread Take-up | 針線搖臂過線孔 | 1 |
| 10 | P7-10 | Screw(M3.5-0.6X6) | 螺絲 | 1 |
| 11 | P7-11 | Screw(M3.5-0.6X8) | 螺絲 | 2 |
| 12 | P7-12 | Bracket | 固定片 | 1 |
| 13 | P7-13 | Knife Driving Lever | 上切刀傳動槓桿 | 1 |
| 14 | P7-14 | Steady Washer | 穩定墊圈 | 1 |
| 15 | P7-15 | Knife Driving Connection (Right), C. Set | 上切刀傳動連結桿(右)組 | 1 |
| 16 | P7-16 | Knife Driving Connection(Right) | 上切刀驅動連結桿(右) | 1 |
| 17 | P7-17 | Knife Driving Connection Ball(Right) | 上切刀驅動連結球(右) | 1 |
| 18 | P7-18 | Screw (M3.5-0.6X14) | 螺絲 | 4 |
| 19 | P7-19 | Nut (Left-handed Screw) | 螺帽(反牙) | 1 |
| 20 | P7-20 | Knife Driving Connecting Rod | 上切刀驅動連結桿 | 1 |
| 21 | P7-21 | Nut | 螺帽 | 1 |
| 22 | P7-22 | Knife Driving Connection (Left), C. Set | 上切刀傳動連結桿(左)組 | 1 |
| 23 | P7-23 | Knife Driving Connection (Left) | 上切刀驅動連結桿(左) | 1 |
| 24 | P7-24 | Rod Ball (Left) | 球頭 | 1 |
| 25 | P7-25 | Knife Holder Bracket, C. Set | 上切刀固定座托架組 | 1 |
| 26 | P7-26 | Thread Carrier and Hook Sleeve Bushing | 切刀固定座托架襯套 | 1 |
| 27 | P7-27 | Bushing Ring | 襯套墊片 | 1 |
| 28 | P7-28 | Carrier/Hook Driving Sleeve | 上飾線連桿柱 | 1 |
| 29 | P7-29 | Oil Wick | 油芯 | 1 |
| 30 | P7-30 | Oil Seal | 油封 | 1 |
| 31 | P7-31 | Oil Seal | 油封 | 1 |
| 32 | P7-32 | Knife Holder Guide Collar, C. Set | 活動刀組 | 1 |
| 33 | P7-33 | Knife Holder Shank Support | 上切刀固定座支架 | 1 |
| 34 | P7-34 | Knife Holder Spring | 上切刀固定座彈簧 | 1 |
| 35 | P7-35 | Knife Holder Guide Collar | 上切刀彈簧固定座 | 1 |
| 36 | P7-36 | Screw (9/64-40X9) | 螺絲 | 1 |
| 37 | P7-37 | Knife Holder Shank | 上切刀固定座柄 | 1 |
| 38 | P7-38 | Screw (9/64-40X8) | 螺絲 | 2 |
| 39 | P7-39 | Screw (3/32-56X3.8) | 螺絲 | 1 |
| 40 | P7-40 | Knife Support | 上切刀支架 | 1 |

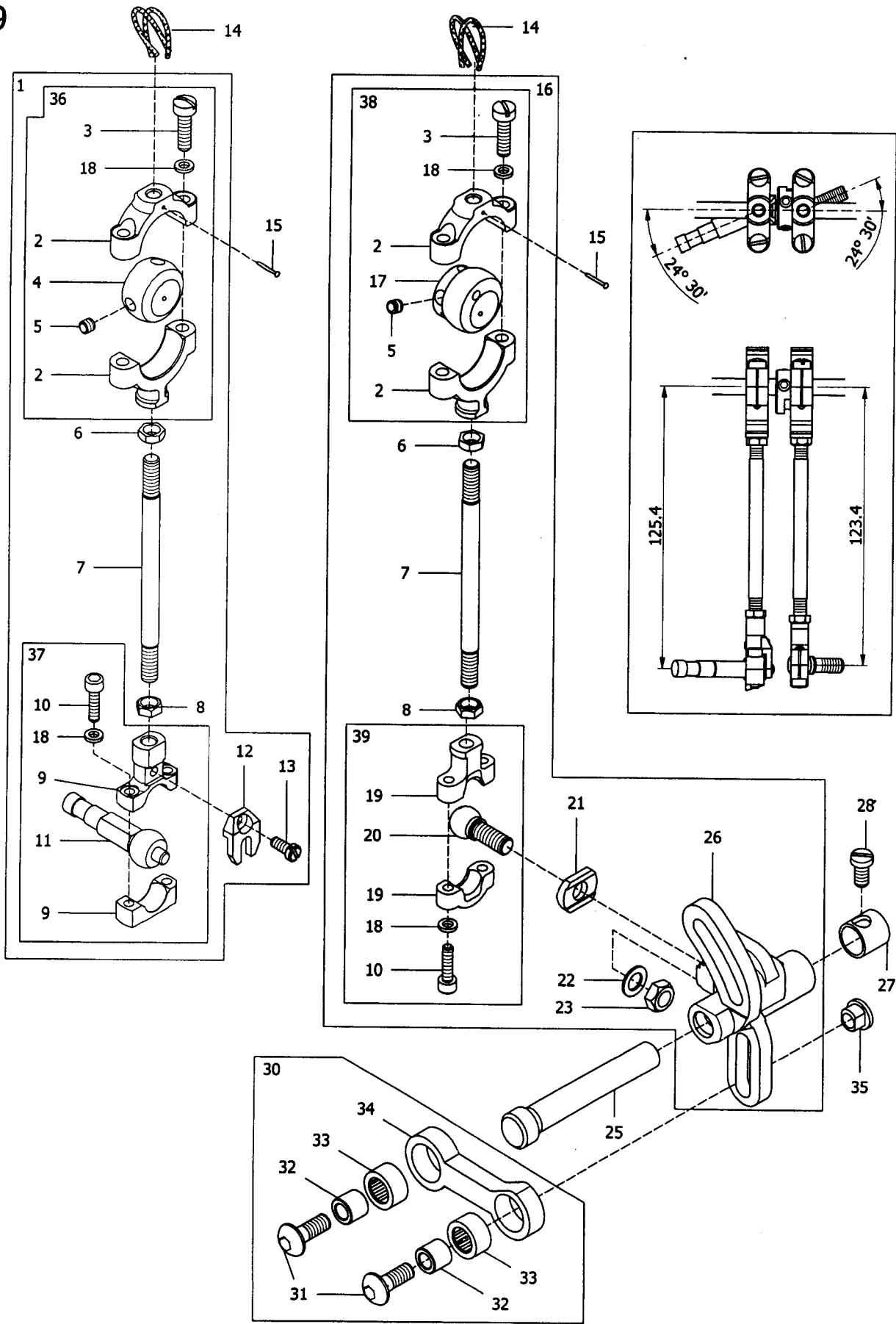
| Ref. | Parts | | | Amt. |
|------------|------------|----------------------------------|------------|-------------|
| <u>No.</u> | <u>No.</u> | <u>Description</u> | <u>品 名</u> | <u>Req.</u> |
| 41 | P7-41 | Screw (3/32-56X1.2) | 螺絲 | 1 |
| 42 | P7-42 | Upper Knife | 上切刀 | 1 |
| 43 | P7-43 | Knife Holder | 上切刀固定座 | 1 |
| 44 | P7-44 | Screw (3/32-56X7) | 螺絲 | 2 |
| 45 | P7-45 | Screw (1/4-40X6) | 螺絲 | 1 |
| 46 | P7-46 | Knife Holder Bracket | 上切刀固定座托架 | 1 |
| 47 | P7-47 | Sleeve Bushing (Upper) | 襯套(上) | 1 |
| 48 | P7-48 | Sleeve Bushing (Lower) | 襯套(下) | 1 |
| 49 | P7-49 | Washer | 墊片 | 2 |
| 50 | P7-50 | Knife Driving Connection, C. Set | 上切刀傳動連結桿組 | 1 |



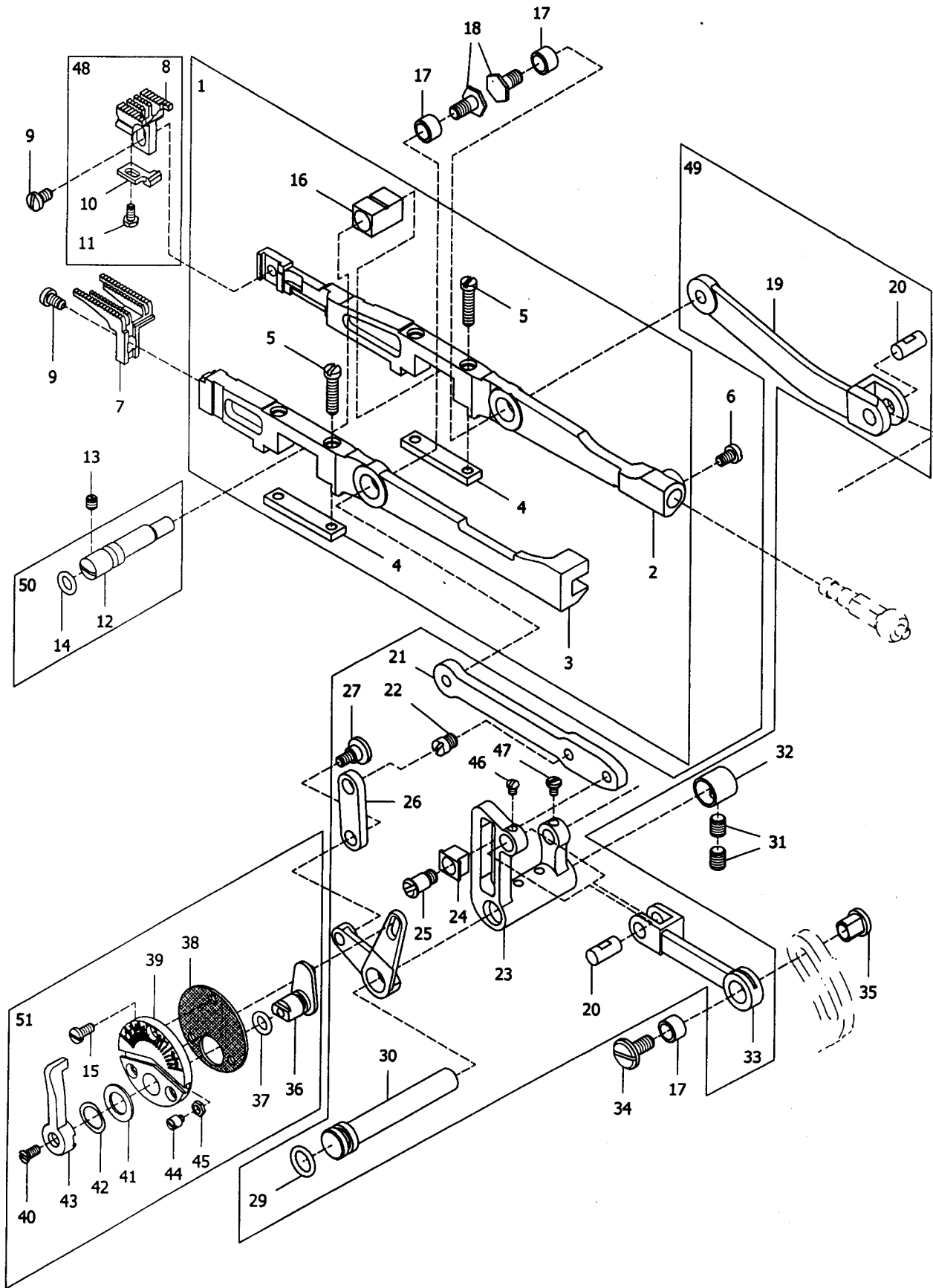
| Ref. | Parts | | | Amt. |
|------|-------|---------------------------------------|-------------|------|
| No. | No. | Description | 品名 | Req. |
| 1 | P8-1 | Looper Driving Crank Pin | 下勾針驅動曲柄插銷 | 1 |
| 2 | P8-2 | Screw (9/64-40X16.3) | 螺絲 | 1 |
| 3 | P8-3 | Roll Pin for Main Shaft | 插銷 | 1 |
| 4 | P8-4 | Looper Lever Driving Rod, C. Set | 下勾針驅動桿組 | 1 |
| 5 | P8-5 | Looper Lever Driving Rod Ball | 下勾針驅動桿球 | 1 |
| 6 | P8-6 | Screw (M3.5-0.6X14) | 螺絲 | 6 |
| 7 | P8-7 | Looper Lever Driving Rod | 下勾針驅動桿 | 1 |
| 8 | P8-8 | Washer | 墊片 | 1 |
| 9 | P8-9 | Nut (Left-handed Screw) | 螺帽(反牙) | 2 |
| 10 | P8-10 | Retaining Ring | 扣環 | 2 |
| 11 | P8-11 | Looper Lever Driving Rod Pin | 下勾針驅動桿插銷 | 1 |
| 12 | P8-12 | Screw (1/8-44X5) | 螺絲 | 1 |
| 13 | P8-13 | Collar | 軸環 | 2 |
| 14 | P8-14 | Screw (11/64-40X5.8) | 螺絲 | 2 |
| 15 | P8-15 | Looper Lever Shaft | 下勾針槓桿軸 | 1 |
| 16 | P8-16 | Washer | 墊片 | 6 |
| 17 | P8-17 | Screw (7/32-32X20) | 螺絲 | 1 |
| 18 | P8-18 | Looper Lever | 下勾針槓桿 | 1 |
| 19 | P8-19 | Looper Driving Connection Rod, C. Set | 下勾針驅動連桿組 | 1 |
| 20 | P8-20 | Looper Driving Connection(Upper) | 下勾針驅動連桿(上) | 1 |
| 21 | P8-21 | Looper, C. Set | 勾針組 | 1 |
| 22 | P8-22 | Looper Driving Connection Ball(Upper) | 下勾針驅動連桿球(上) | 1 |
| 23 | P8-23 | Nut | 螺帽 | 1 |
| 24 | P8-24 | Looper Driving Connecting Rod | 下勾針驅動連結桿 | 1 |
| 25 | P8-25 | Nut | 螺帽 | 1 |
| 26 | P8-26 | Looper Driving Connection(Lower) | 下勾針驅動連桿(下) | 1 |
| 27 | P8-27 | Looper Driving Connection Ball(Lower) | 下勾針驅動連桿球(下) | 1 |
| 28 | P8-28 | Nut | 螺帽 | 1 |
| 29 | P8-29 | Steady Fork | 穩定叉 | 1 |
| 30 | P8-30 | Screw (M3.5-0.6X8) | 螺絲 | 1 |
| 31 | P8-31 | Looper Rocker Shaft | 下勾針搖桿軸 | 1 |
| 32 | P8-32 | Looper Rocker Shaft Sleeve | 下勾針搖桿軸套筒 | 1 |
| 33 | P8-33 | Washer | 墊片 | 1 |
| 34 | P8-34 | Screw (9/64-40X10.9) | 螺絲 | 1 |
| 35 | P8-35 | Looper Rocker Shaft Sleeve Guide | 下勾針搖桿軸套筒導件 | 1 |
| 36 | P8-36 | Screw (3/16-32X5.9) | 螺絲 | 1 |
| 37 | P8-37 | Collar | 下勾針搖桿軸環 | 1 |
| 38 | P8-38 | Screw(11/64-40X13) | 螺絲 | 1 |
| 39 | P8-39 | Looper Holder | 下勾針固定座 | 1 |
| 40 | P8-40 | Screw (11/64-40X8.3) | 螺絲 | 1 |

From the library of: Diamond Needle Corp

| Ref. No. | Parts No. | Description | 品名 | Amt. Req. |
|----------|-----------|------------------------------------------|-------------|-----------|
| 41 | P8-41 | Packing | 襯墊 | 1 |
| 42 | P8-42 | Adjusting Screw(9/64-40X8.2) | 調節螺絲 | 1 |
| 43 | P8-43 | Looper | 勾針 | 1 |
| 44 | P8-44 | Screw (9/64-40X4.9) | 螺絲 | 1 |
| 45 | P8-45 | Needle Guard(Front) | 防護片(前) | 1 |
| 46 | P8-46 | Screw (M2.5-0.45X3.4) | 螺絲 | 2 |
| 47 | P8-47 | Screw (3/32-56X3.6) | 螺絲 | 1 |
| 48 | P8-48 | Looper Driving Connection(Upper), C. Set | 下勾針驅動連結組(上) | 1 |
| 49 | P8-49 | Looper Driving Connection(Lower), C. Set | 下勾針驅動連結組(下) | 1 |
| 50 | P8-50 | Spacer | 墊片 | 1 |
| 51 | P8-51 | Looper, C. Set | 勾針組 | 1 |
| 52 | P8-52 | Looper Lever, C. Set | 下勾針槓桿組 | 1 |
| 53 | P8-53 | Looper Holder, C. Set | 下勾針固定座組 | 1 |
| 54 | P8-54 | Looper Rocker Shaft, C. Set | 下勾針搖桿軸組 | 1 |

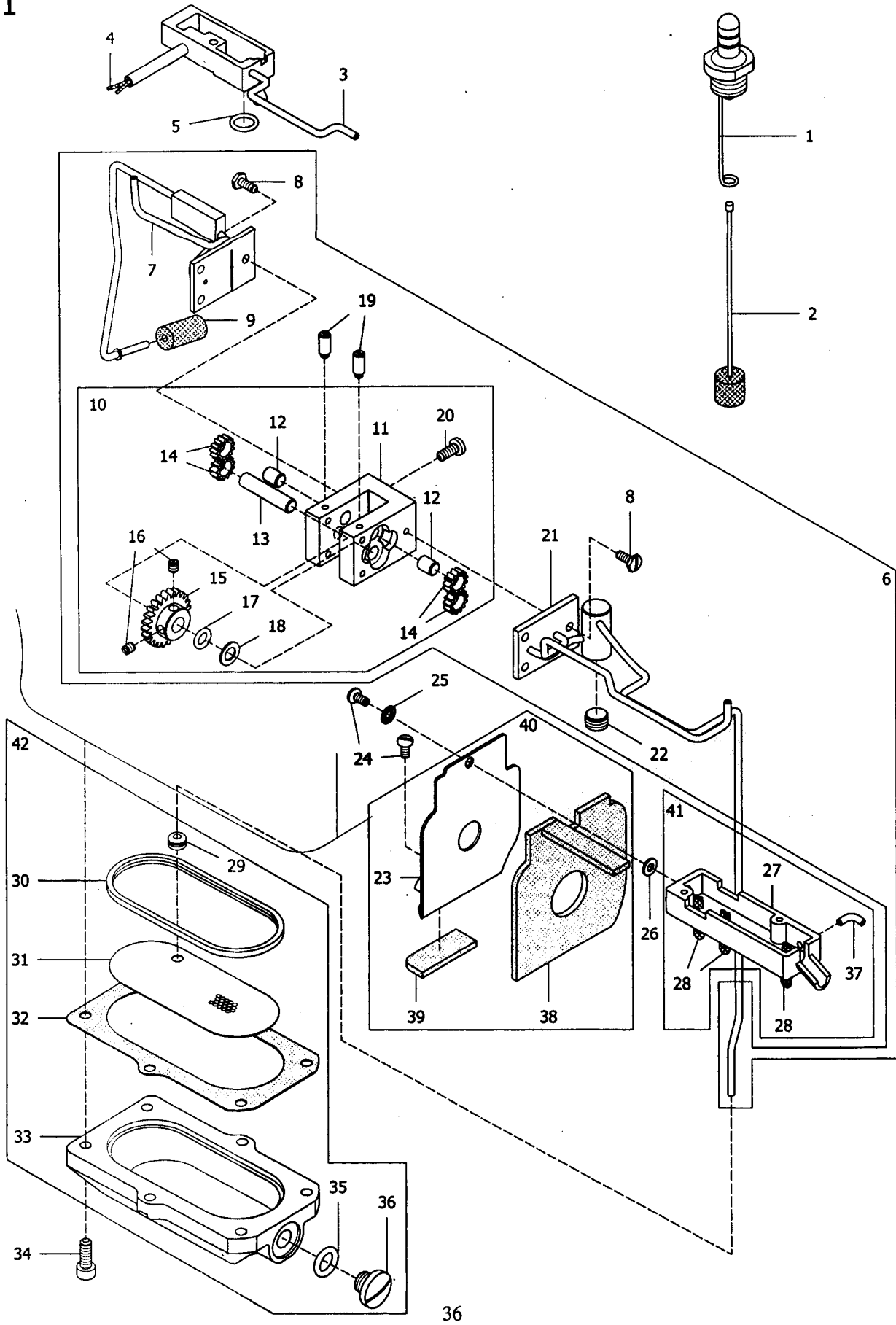


| Ref. | Parts | | | Amt. |
|------|-------|-------------------------------------|--------------|------|
| No. | No. | Description | 品名 | Req. |
| 1 | P9-1 | Feed Lift Eccentric, C. Set | 送料具提升偏心輪組 | 1 |
| 2 | P9-2 | Feed Lift Connection (Upper) | 送料具提升連桿(上) | 2 |
| 3 | P9-3 | Screw (11/64-40X16) | 螺絲 | 4 |
| 4 | P9-4 | Feed Lift Eccentric Ball | 送料具提升偏心輪球 | 1 |
| 5 | P9-5 | Screw (11/64-40X4) | 螺絲 | 4 |
| 6 | P9-6 | Nut (Left-handed Screw) | 螺帽 | 2 |
| 7 | P9-7 | Feed Lift Eccentric Connecting Rod | 送料具提升偏心輪連桿 | 2 |
| 8 | P9-8 | Nut | 螺帽 | 2 |
| 9 | P9-9 | Feed Lift Connection (Lower) | 送料具提升連桿(下) | 1 |
| 10 | P9-10 | Screw (M3.5-0.6X14) | 螺絲 | 4 |
| 11 | P9-11 | Feed Lift Connection Ball | 送料具提升連桿球 | 1 |
| 12 | P9-12 | Steady Fork | 穩定叉 | 1 |
| 13 | P9-13 | Screw (M3.5-0.6X8) | 螺絲 | 1 |
| 14 | P9-14 | Oil Wick | 油芯 | 2 |
| 15 | P9-15 | Pin | 大頭針 | 2 |
| 16 | P9-16 | Feed Drive Eccentric, C. Set | 送料具驅動偏心輪組 | 1 |
| 17 | P9-17 | Feed Drive Eccentric Ball | 送料具驅動偏心輪球 | 1 |
| 18 | P9-18 | Washer | 墊片 | 8 |
| 19 | P9-19 | Feed Drive Connection(Lower) | 送料具驅動連桿(下) | 1 |
| 20 | P9-20 | Feed Drive Connection Ball | 送料具驅動連桿球 | 1 |
| 21 | P9-21 | Steady Washer | 穩定墊片 | 1 |
| 22 | P9-22 | Washer | 墊片 | 1 |
| 23 | P9-23 | Nut | 螺帽 | 1 |
| 24 | P9-25 | Feed Drive Shaft | 送料具驅動軸 | 1 |
| 25 | P9-26 | Feed Drive/Looper Avoid Lever | 送料具槓桿 | 1 |
| 26 | P9-27 | Feed Drive Shaft Bushing | 送料具驅動軸套筒 | 1 |
| 27 | P9-28 | Screw (3/16-32X9.1) | 螺絲 | 1 |
| 28 | P9-30 | Looper Avoid Connecting Rod, C. Set | 勾針運動連桿組 | 1 |
| 29 | P9-31 | Screw (7/32-32X10) | 螺絲 | 2 |
| 30 | P9-32 | Looper Avoid Connecting Rod Bushing | 連桿軸承襯套 | 2 |
| 31 | P9-33 | Needle Bearing | 軸承 | 2 |
| 32 | P9-34 | Looper Avoid Connecting Rod | 勾針運動連桿 | 1 |
| 33 | P9-35 | Looper Avoid Adjusting Nut | 調整羅帽 | 1 |
| 34 | P9-36 | Feed Lift Connection(Upper), C. Set | 送料具提升連桿(上)組 | 1 |
| 35 | P9-37 | Feed Lift Connection(Lower), C. Set | 送料具提升連桿(下)組 | 1 |
| 36 | P9-38 | Feed Drive Eccentric(Upper), C. Set | 送料具提升偏心輪(上)組 | 1 |
| 37 | P9-39 | Feed Drive Eccentric(Lower), C. Set | 送料具提升偏心輪(下)組 | 1 |

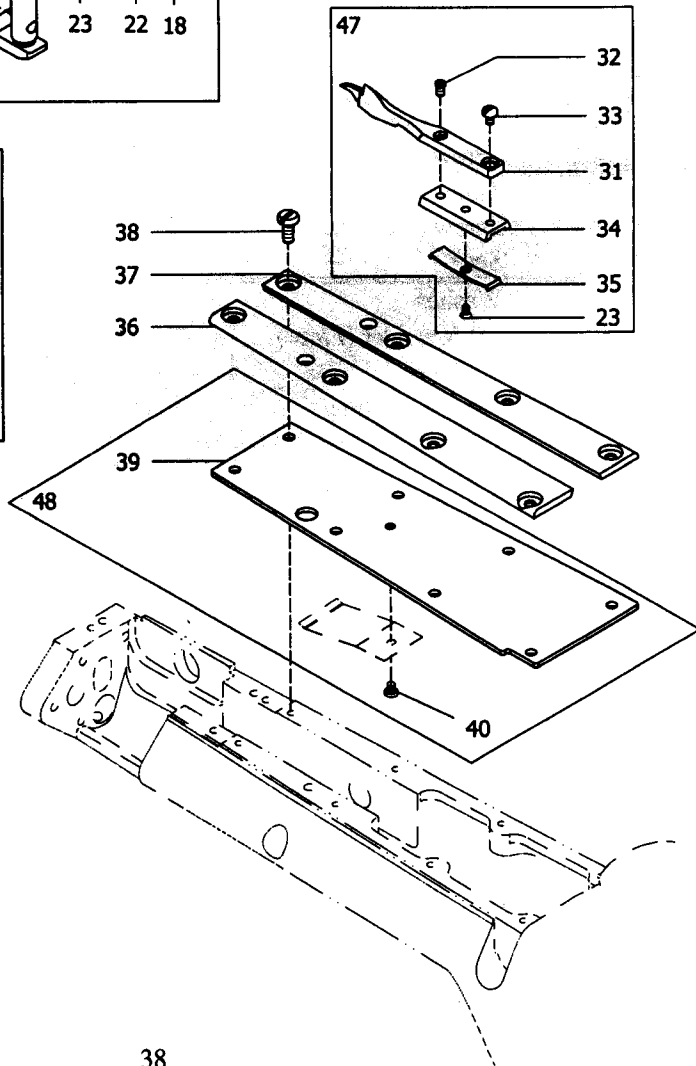
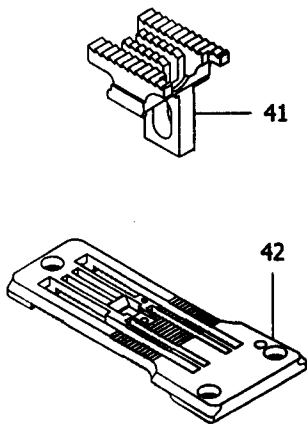
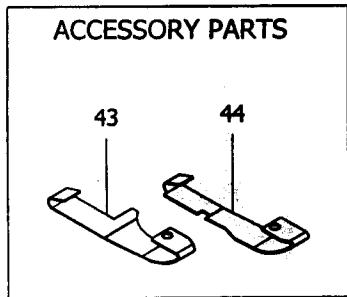
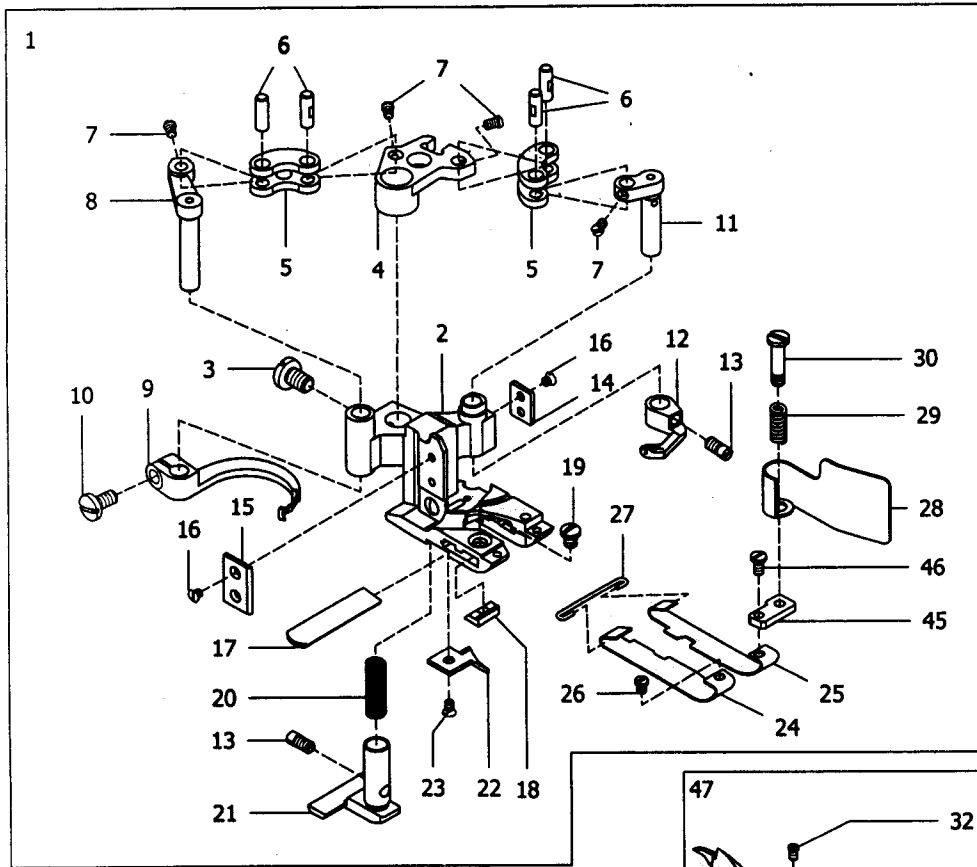


| Ref. | Parts | | | Amt. |
|------|--------|--------------------------------------------|--------------|------|
| No. | No. | Description | 品名 | Req. |
| 1 | P10-1 | Feed Bar, C. Set | 送料具固定座組 | 1 |
| 2 | P10-2 | Main Feed Bar | 主送料具固定座 | 1 |
| 3 | P10-3 | Differential Feed Bar | 差動送料具固定座 | 1 |
| 4 | P10-4 | Feed Bar Plate | 送料具固定座片 | 2 |
| 5 | P10-5 | Screw (11/64-40X18.7) | 螺絲 | 4 |
| 6 | P10-6 | Screw (11/64-40X7) | 螺絲 | 1 |
| 7 | P10-7 | Differential Feed Dog | 差動齒 | 1 |
| 8 | P10-8 | Main Feed Dog | 主齒 | 1 |
| 9 | P10-9 | Screw (11/64-40X7.8) | 螺絲 | 2 |
| 10 | P10-10 | Needle Guard(Rear) | 頂針片(後) | 1 |
| 11 | P10-11 | Screw (1/8-44X4.8) | 螺絲 | 1 |
| 12 | P10-12 | Feed Bar Eccentric Pin | 送料具偏心銷 | 1 |
| 13 | P10-13 | Screw (11/64-40X5) | 螺絲 | 1 |
| 14 | P10-14 | O-ring | O型橡膠環 | 1 |
| 15 | P10-15 | Screw (9/64-40X8) | 螺絲 | 3 |
| 16 | P10-16 | Feed Bar Slide Block | 送料具滑塊 | 1 |
| 17 | P10-17 | Feed Rocker Link Bushing | 送料具搖桿套筒 | 3 |
| 18 | P10-18 | Screw (7/32-32X6.5) | 螺絲 | 2 |
| 19 | P10-19 | Main Feed Bar Driving Link | 主送料具固定座驅動桿 | 1 |
| 20 | P10-20 | Feed Rocker Link Pin | 送料具搖桿插銷 | 2 |
| 21 | P10-21 | Differential Feed Bar Driving Link | 差動送料具驅動桿 | 1 |
| 22 | P10-22 | Screw (7/32-32X5) | 螺絲 | 1 |
| 23 | P10-23 | Feed Rocker | 送料具搖桿 | 1 |
| 24 | P10-24 | Differential Feed Bar Driving Link Slider | 差動送料具調整滑塊 | 1 |
| 25 | P10-25 | Screw (7/32-32X4.6) | 螺絲 | 1 |
| 26 | P10-26 | Differential Feed Adjusting Link | 差動送料具調節桿 | 1 |
| 27 | P10-27 | Screw (11/64-40X6.6) | 螺絲 | 1 |
| 28 | P10-28 | Differential Feed Adjusting Lever | 差動送料具調節槓桿 | 1 |
| 29 | P10-29 | O-ring | O型橡膠環 | 1 |
| 30 | P10-30 | Feed Rocker Shaft | 送料具搖桿軸 | 1 |
| 31 | P10-31 | Screw (M6-1X8) | 螺絲 | 2 |
| 32 | P10-32 | Feed Rocker Shaft Bushing | 送料具搖桿軸套筒 | 1 |
| 33 | P10-33 | Feed Rocker Link | 送料具搖桿連桿 | 1 |
| 34 | P10-34 | Screw (7/32-32X10.5) | 螺絲 | 1 |
| 35 | P10-35 | Feed Adjusting Nut | 送料具調節螺帽 | 1 |
| 36 | P10-36 | Differential Feed Adjusting Lever (Middle) | 差動送料具調節槓桿(中) | 1 |
| 37 | P10-37 | O-ring | O型橡膠環 | 1 |
| 38 | P10-38 | Differential Feed Adjusting Dial Gasket | 差動調節標度盤墊片 | 1 |
| 39 | P10-39 | Differential Feed Adjusting Dial | 差動送料具調節標度盤 | 1 |
| 40 | P10-40 | Screw (9/64-40X6.2) | 螺絲 | 1 |

| Ref. | Parts | | | Amt. |
|------------|------------|------------------------------------------|------------|-------------|
| <u>No.</u> | <u>No.</u> | <u>Description</u> | <u>品 名</u> | <u>Req.</u> |
| 41 | P10-41 | Spacer (Fiber) | 墊片(纖維) | 1 |
| 42 | P10-42 | Corrugated Washer | 波狀墊片 | 1 |
| 43 | P10-43 | Differential Feed Operating Lever | 差動送料具操作桿 | 1 |
| 44 | P10-44 | Screw (M3-0.5X2.6) | 螺絲 | 2 |
| 45 | P10-45 | Nut | 螺帽 | 2 |
| 46 | P10-46 | Screw (1/8-44X3.9) | 螺絲 | 1 |
| 47 | P10-47 | Screw (1/8-44X4.7) | 螺絲 | 1 |
| 48 | P10-48 | Main Feed Dog, C. Set | 主齒組 | 1 |
| 49 | P10-49 | Feed Rocker, C. Set | 送料具搖桿組 | 1 |
| 50 | P10-50 | Feed Bar Eccentric Pin, C. Set | 送料具偏心銷組 | 1 |
| 51 | P10-51 | Differential Feed Adjusting Dial, C. Set | 差動調節標度盤組 | 1 |



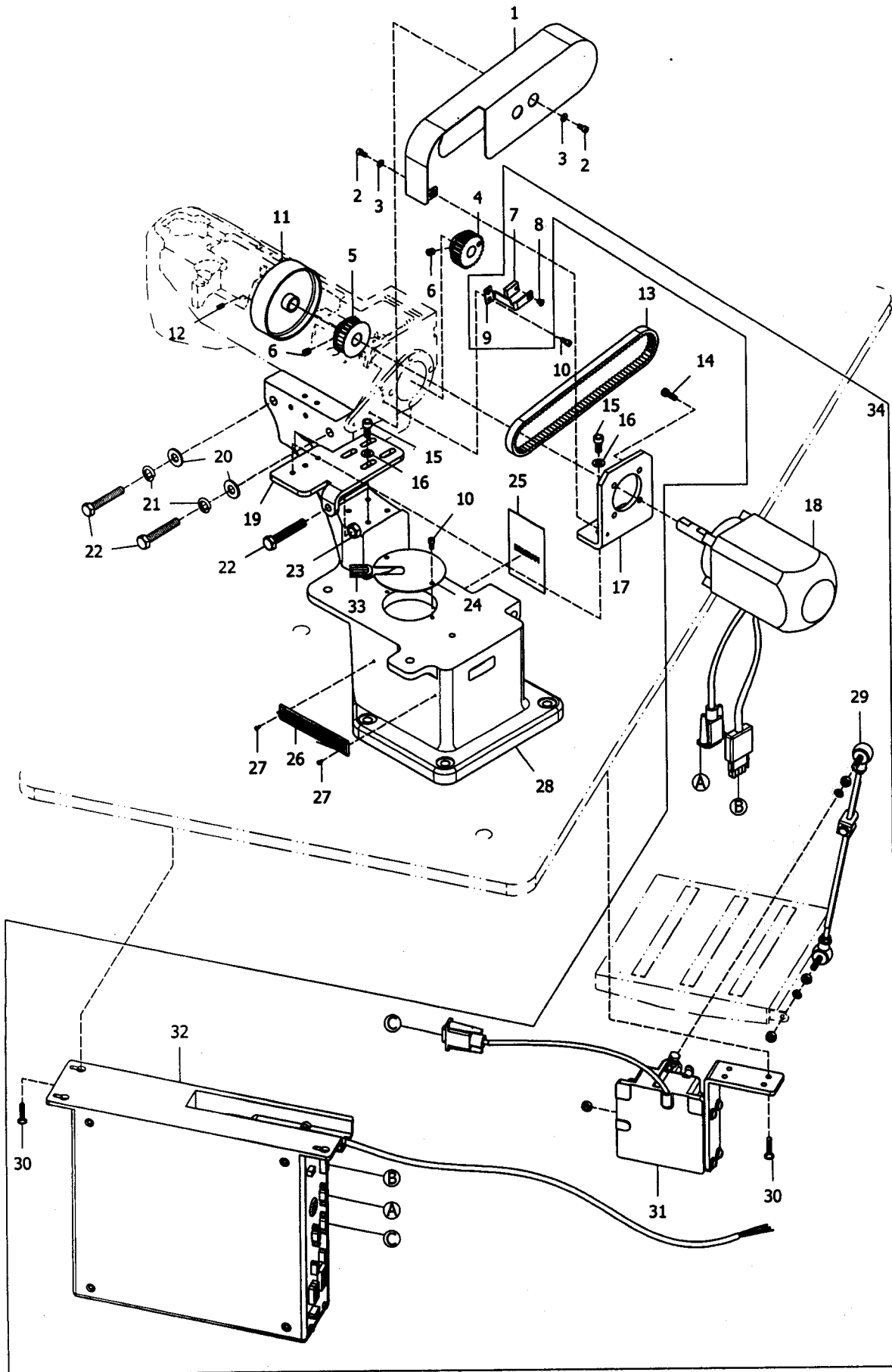
| Ref. | Parts | | | Amt. |
|------|--------|------------------------------------------|-----------|------|
| No. | No. | Description | 品名 | Req. |
| 1 | P11-1 | Crank Chamber Oil Gauge Unit | 油錶 | 1 |
| 2 | P11-2 | Oil Height Indicator | 油量指示棒 | 1 |
| 3 | P11-3 | Oil Receiver (Rear) | 油量接收器(後) | 1 |
| 4 | P11-4 | Oil Wick | 油芯 | 1 |
| 5 | P11-5 | O-ring | O型橡膠環 | 1 |
| 6 | P11-6 | Pump, C. Set | 油泵組 | 1 |
| 7 | P11-7 | Pump Housing Cover (Rear) Unit | 吸油管組(後) | 1 |
| 8 | P11-8 | Screw (9/64-40X9.7) | 螺絲 | 6 |
| 9 | P11-9 | In-take Filter | 吸油氈 | 1 |
| 10 | P11-10 | Pump, C. Set | 油泵組 | 1 |
| 11 | P11-11 | Pump Housing | 油泵室 | 1 |
| 12 | P11-12 | Pump Gear Shaft (Short) | 油泵齒輪(短) | 2 |
| 13 | P11-13 | Pump Gear Shaft (Long) | 油泵齒輪(長) | 1 |
| 14 | P11-14 | Oil Pump Gear | 油泵齒輪 | 4 |
| 15 | P11-15 | Pump Driven Gear | 油泵驅動齒輪 | 1 |
| 16 | P11-16 | Screw (11/64-40X5) | 螺絲 | 2 |
| 17 | P11-17 | O-ring | O型橡膠環 | 1 |
| 18 | P11-18 | Washer | 墊片 | 1 |
| 19 | P11-19 | Screw (9/64-40X3) | 螺絲 | 2 |
| 20 | P11-20 | Screw (11/64-40X10.5) | 螺絲 | 2 |
| 21 | P11-21 | Pump Housing Cover (Front) Unit | 吸油管組(前) | 1 |
| 22 | P11-22 | Screw (M10-1.5X6.1) | 螺絲 | 1 |
| 23 | P11-23 | Thread Take-up Oil Defender Unit | 防油板 | 1 |
| 24 | P11-24 | Screw (9/64-40X7) | 螺絲 | 2 |
| 25 | P11-25 | Seal | 防油墊片 | 1 |
| 26 | P11-26 | Washer | 墊片 | 1 |
| 27 | P11-27 | Oil Receiver (Front) | 油量接收器(前) | 1 |
| 28 | P11-28 | Oil Wick | 油芯 | 3 |
| 29 | P11-29 | Rubber Bushing | 橡膠套筒 | 1 |
| 30 | P11-30 | Oil Filter Screen Rubber Seal | 過濾油網橡膠油封 | 1 |
| 31 | P11-31 | Oil Filter Screen | 過濾油網 | 1 |
| 32 | P11-32 | Oil Reservoir Gasket | 油槽防油墊 | 1 |
| 33 | P11-33 | Oil Reservoir | 油槽 | 1 |
| 34 | P11-34 | Screw (M5-0.8X14) | 螺絲 | 6 |
| 35 | P11-35 | O-ring | O型橡膠環 | 1 |
| 36 | P11-36 | Drain Hole Screw (3/8-24X8) | 螺絲 | 1 |
| 37 | P11-37 | Oil Tube | 銅管 | 1 |
| 38 | P11-38 | Thread Take-up Oil Defender Unit | 防油板氈 | 1 |
| 39 | P11-39 | Thread Take-up Oil Defender Unit | 防油板氈 | 1 |
| 40 | P11-40 | Thread Take-up Oil Defender Unit, C. Set | 防油板組 | 1 |
| 41 | P11-41 | Oil Receiver (Front), C. Set | 油量接收器(前)組 | 1 |
| 42 | P11-42 | Oil Reservoir, C. Set | 油槽組 | 1 |



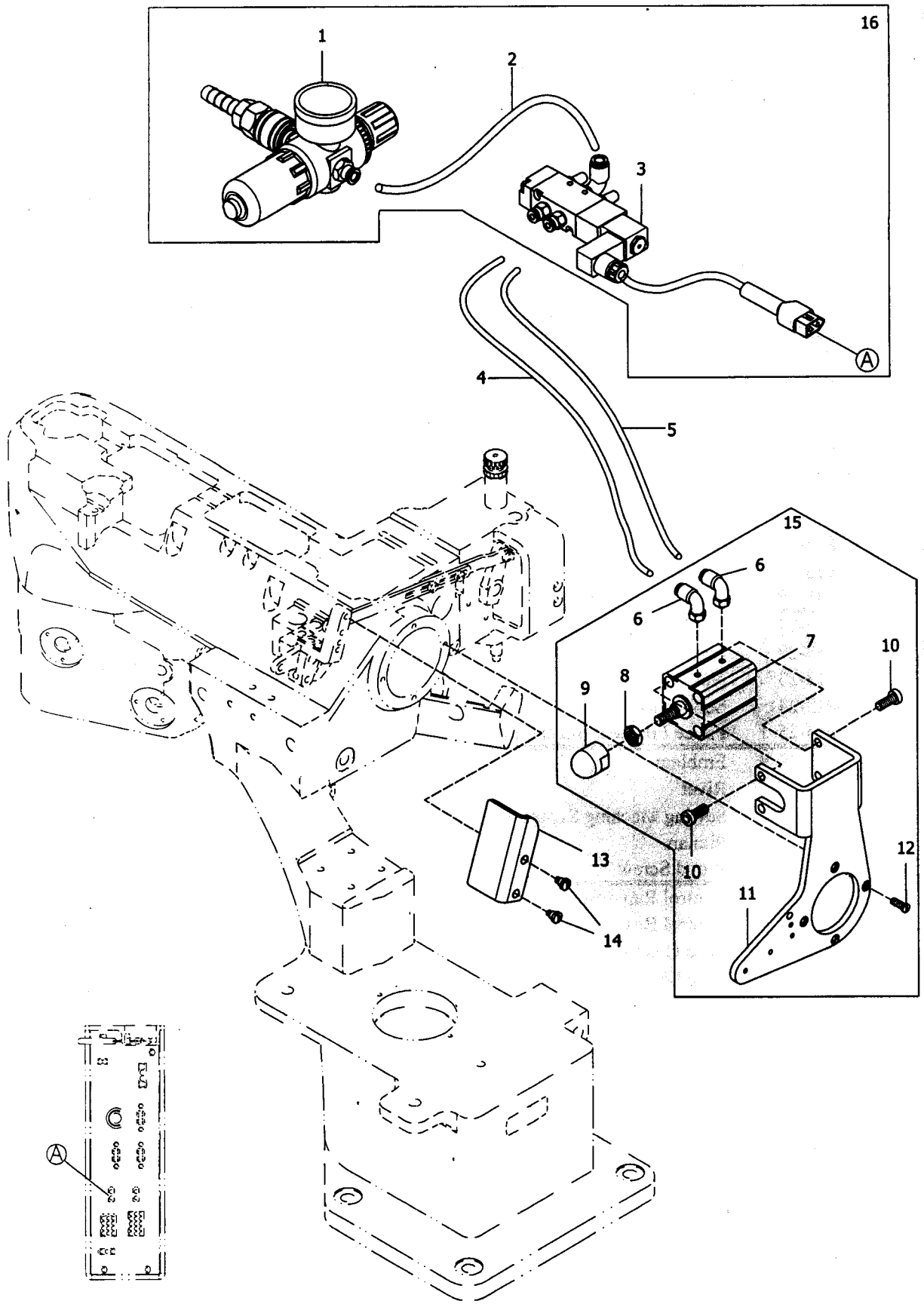
| Ref. | Parts | | | Amt. |
|------|--------|----------------------------------------|-----------|------|
| No. | No. | Description | 品名 | Req. |
| 1 | P12-1 | Double Side Cut Presser Foot, C. Set | 雙切壓腳組 | 1 |
| 2 | P12-2 | Double Side Cut Presser Foot | 雙切壓腳 | 1 |
| 3 | P12-3 | Screw (11/64-40X6.3) | 螺絲 | 1 |
| 4 | P12-4 | Carrier/Hook Driving Segment | 上勾針驅動扇形片 | 1 |
| 5 | P12-5 | Carrier/Hook Driving Lever Link | 上勾針驅動連桿 | 2 |
| 6 | P12-6 | Link Pin | 連桿插銷 | 4 |
| 7 | P12-7 | Screw (3/32-56X3.3) | 螺絲 | 4 |
| 8 | P12-8 | Thread Hook Driving Lever | 勾針驅動槓桿 | 1 |
| 9 | P12-9 | Top Cover Thread Hook | 上飾線過線勾 | 1 |
| 10 | P12-10 | Screw (9/64-40X6.8) | 螺絲 | 1 |
| 11 | P12-11 | Top Cover Thread Carrier Driving Lever | 上飾線托架驅動槓桿 | 1 |
| 12 | P12-12 | Top Cover Thread Carrier | 上飾線過線勾右 | 1 |
| 13 | P12-13 | Screw (1/8-44X5) | 螺絲 | 2 |
| 14 | P12-14 | Presser Foot Attach Piece (Right) | 壓腳連接片(右) | 1 |
| 15 | P12-15 | Presser Foot Attach Piece (Left) | 壓腳連接片(左) | 1 |
| 16 | P12-16 | Screw(3/32-56X1.5) | 螺絲 | 4 |
| 17 | P12-17 | Lower Knife | 下切刀 | 1 |
| 18 | P12-18 | Lower Knife Clamp | 下切刀夾板 | 1 |
| 19 | P12-19 | Screw (1/8-44X3.5) | 螺絲 | 1 |
| 20 | P12-20 | Yielding Section Spring | 小壓具彈簧 | 1 |
| 21 | P12-21 | Yielding Section | 小壓具 | 1 |
| 22 | P12-22 | Presser Foot Tongue | 壓腳舌片 | 1 |
| 23 | P12-23 | Screw(3/32-56X2.5) | 螺絲 | 2 |
| 24 | P12-24 | Presser Foot Spring Plate (Left) | 壓腳彈簧片(左) | 1 |
| 25 | P12-25 | Presser Foot Spring Plate (Right) | 壓腳彈簧片(右) | 1 |
| 26 | P12-26 | Screw (3/32-56X2.6) | 螺絲 | 1 |
| 27 | P12-27 | Spring Plate Holder | 彈簧片固定座 | 1 |
| 28 | P12-28 | Chip Guard | 切角防護片 | 1 |
| 29 | P12-29 | Chip Guard Spring | 切角防護片彈簧 | 1 |
| 30 | P12-30 | Screw (1/8-44X3.4) | 螺絲 | 1 |
| 31 | P12-31 | Lap Former | 前導布器 | 1 |
| 32 | P12-32 | Screw (3/32-56X3.5) | 螺絲 | 1 |
| 33 | P12-33 | Screw (3/32-56X3.9) | 螺絲 | 1 |
| 34 | P12-34 | Lap Former Slide Block | 前導布器滑塊 | 1 |
| 35 | P12-35 | Lap Former Slide Block Spring | 前導布器滑塊彈簧片 | 1 |
| 36 | P12-36 | Lap Former Guide Plate (Left) | 前導布器導軌(左) | 1 |
| 37 | P12-37 | Lap Former Guide Plate (Right) | 前導布器導軌(右) | 1 |
| 38 | P12-38 | Screw (1/8-44X8) | 螺絲 | 8 |
| 39 | P12-39 | Sewing Cylinder Cover (Upper) | 下巴蓋板 | 1 |
| 40 | P12-40 | Screw (3/32-56X2.1) | 螺絲 | 1 |

Para hacer conversion
 Dao 7-01-452CL/AW
 +
 Dao 7-02-460CL/AW
 + PS-40
 PS-46

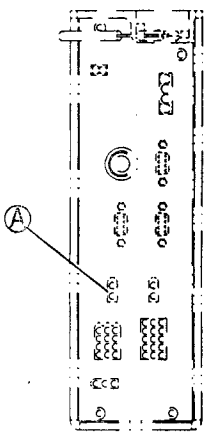
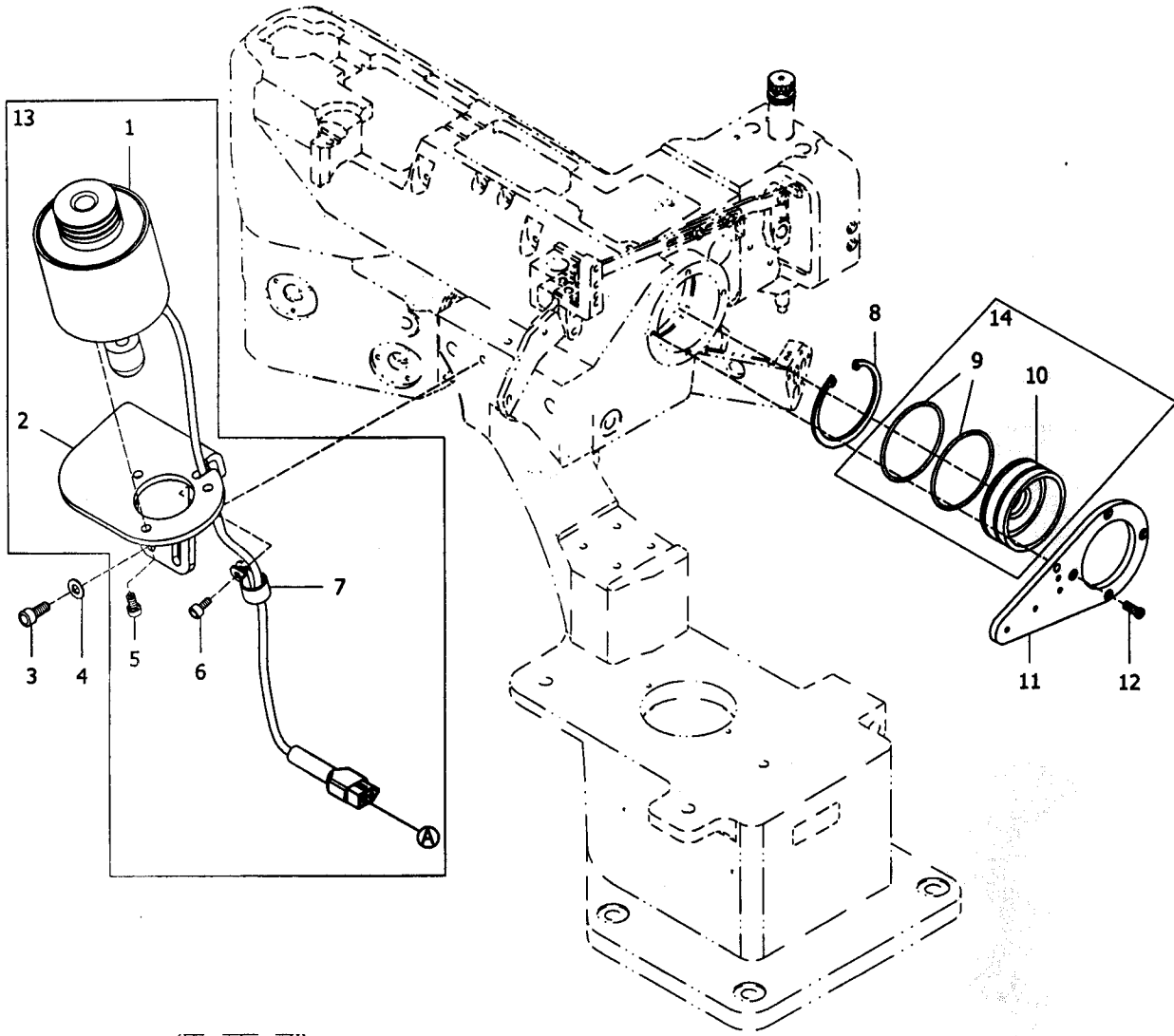
| Ref. | Parts | | | Amt. |
|------|--------|---------------------------------------|-------------|------|
| No. | No. | Description | 品名 | Req. |
| 41 | P12-41 | Main Feed Dog | 主齒 | 1 |
| 42 | P12-42 | Stitch Plate | 針板 | 1 |
| 43 | P12-43 | Presser Foot Spring Plate (B)(Left) | 壓腳彈簧片(長)(左) | 1 |
| 44 | P12-44 | Presser Foot Spring Plate (B)(Right) | 壓腳彈簧片(長)(右) | 1 |
| 45 | P12-45 | Chip Guard Plate | 切角防護片座 | 1 |
| 46 | P12-46 | Screw (3/32-56X4.3) | 螺絲 | 1 |
| 47 | P12-47 | Lap Former, C. Set | 前導布器組 | 1 |
| 48 | P12-48 | Sewing Cylinder Cover (Upper), C. Set | 下巴蓋板組 | 1 |



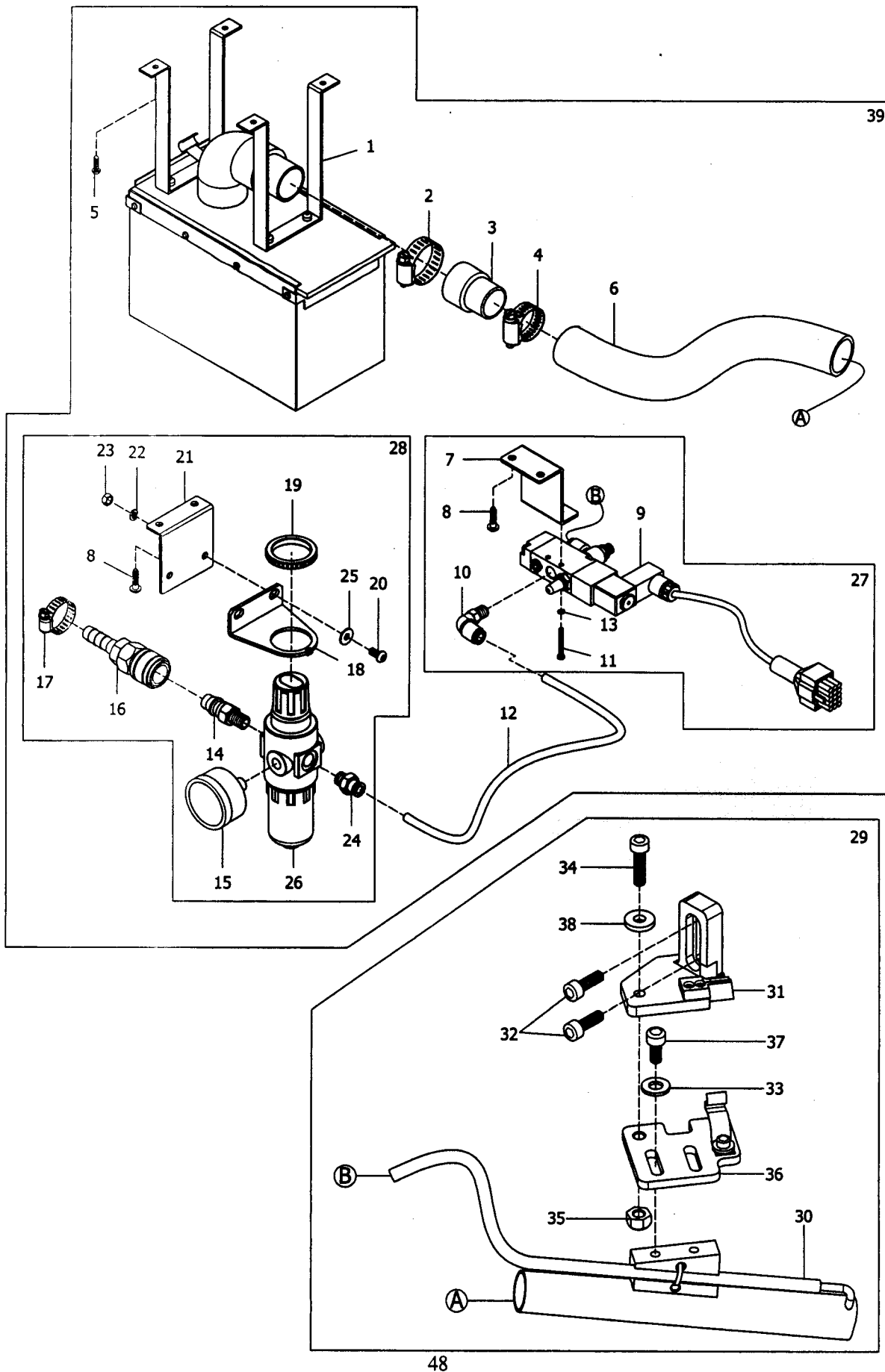
| Ref. | Parts | | | Amt. |
|------|--------|--------------------------------------|----------|------|
| No. | No. | Description | 品名 | Req. |
| 1 | P13-1 | Belt Pulley Cover | 皮帶輪蓋 | 1 |
| 2 | P13-2 | Screw (M4-0.7X8) | 螺絲 | 3 |
| 3 | P13-3 | Washer | 墊片 | 3 |
| 4 | P13-4 | Gear Wheel | 齒輪 | 1 |
| 5 | P13-5 | Gear Wheel | 齒輪 | 1 |
| 6 | P13-6 | Screw (M6-1X6) | 螺絲 | 4 |
| 7 | P13-7 | Synchroniser | 定位感應器 | 1 |
| 8 | P13-8 | Screw (11/64x2) | 螺絲 | 1 |
| 9 | P13-9 | Synchroniser Place | 定位感應器座 | 1 |
| 10 | P13-10 | Screw (M4-0.7x8) | 螺絲 | 6 |
| 11 | P13-11 | Handwheel | 馬達手輪 | 1 |
| 12 | P13-12 | Screw (M5-0.8X5) | 螺絲 | 2 |
| 13 | P13-13 | Timing Belt | 皮帶 | 1 |
| 14 | P13-14 | Screw (M5-0.8X14) | 螺絲 | 4 |
| 15 | P13-15 | Screw (M6-1X15) | 螺絲 | 7 |
| 16 | P13-16 | Washer | 墊片 | 7 |
| 17 | P13-17 | Mini Servomotor Support (Upper) | 伺服馬達座(上) | 1 |
| 18 | P13-18 | Mini Servomotor | 伺服馬達 | 1 |
| 19 | P13-19 | Mini Servomotor Support (Lower) | 伺服馬達座(下) | 1 |
| 20 | P13-20 | Washer | 墊片 | 2 |
| 21 | P13-21 | Spring Washer | 彈簧墊片 | 2 |
| 22 | P13-22 | Screw (3/8-16X45) | 螺絲 | 3 |
| 23 | P13-23 | Nut | 螺帽 | 1 |
| 24 | P13-24 | Sewing Maching Supprting Block Cover | 機座蓋 | 1 |
| 25 | P13-25 | Pierce Filament Illustration | 穿線圖 | 1 |
| 26 | P13-26 | Emblem | 銘牌 | 1 |
| 27 | P13-27 | Rivet | 鉚釘 | 2 |
| 28 | P13-28 | Sewing Maching Supprting Block | 機座 | 1 |
| 29 | P13-29 | Pitman | 馬達吊桿 | 1 |
| 30 | P13-30 | Wood Screw | 木螺絲 | 7 |
| 31 | P13-31 | Control Rapid Box | 控速器 | 1 |
| 32 | P13-32 | Control Box | 控制箱 | 1 |
| 33 | P13-33 | Cord Clamp | 膠墊 | 1 |
| 34 | P13-34 | Mini Servomotor, C. Set | 伺服馬達 | 1 |



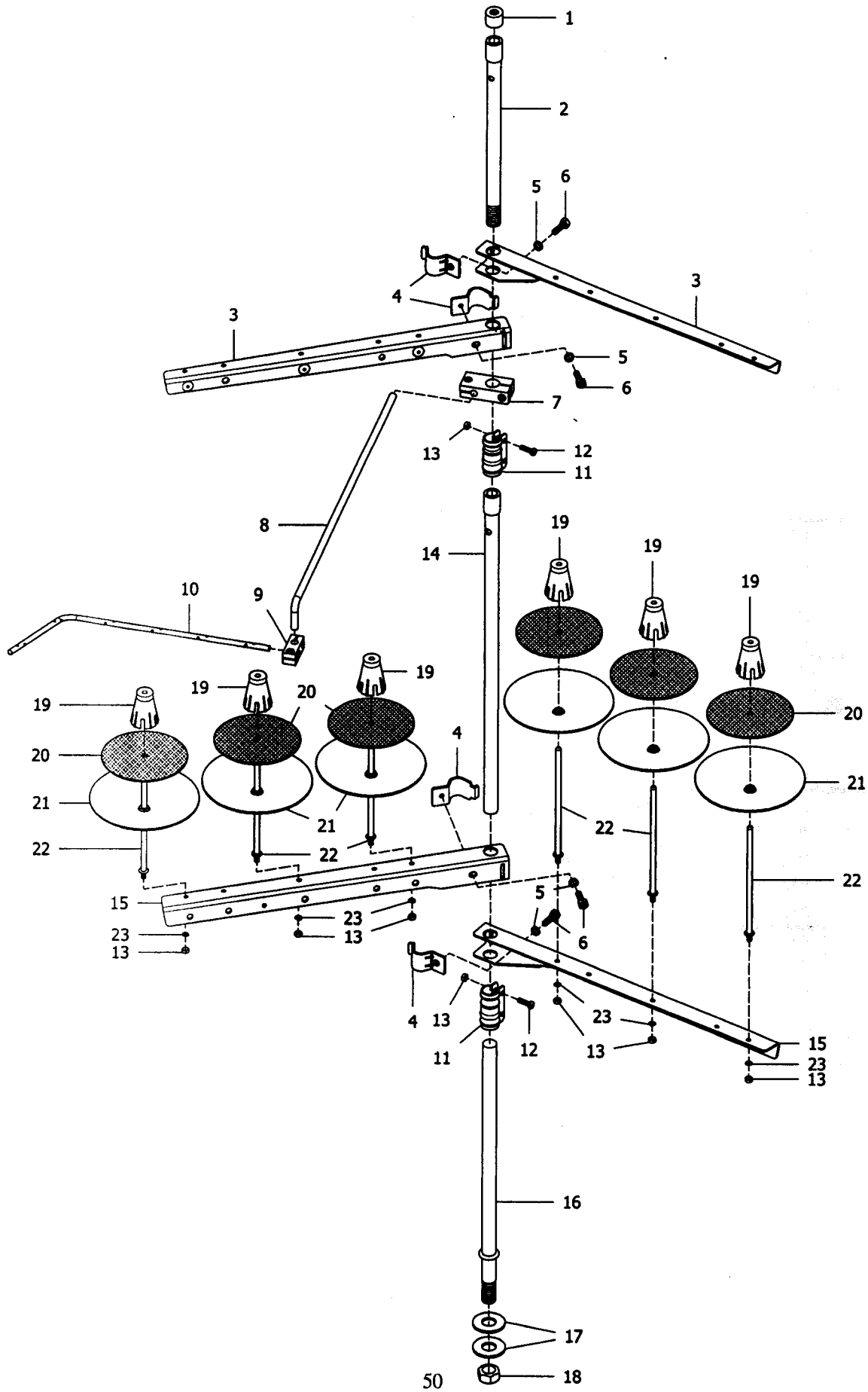
| Ref. | Parts | | | Amt. |
|------------|------------|-------------------------------|--------------|-------------|
| <u>No.</u> | <u>No.</u> | <u>Description</u> | <u>品 名</u> | <u>Req.</u> |
| 1 | P14-1 | Regulator | 氣壓錶 | 1 |
| 2 | P14-2 | Air Tube(6x4mm) | 風管(6x4mm) | 1 |
| 3 | P14-3 | Solenoid Valve | 電磁閥 | 1 |
| 4 | P14-4 | Air Tube(4x2.5mm)(Blue) | 風管(4x2.5)(藍) | 1 |
| 5 | P14-5 | Air Tube(4x2.5mm)(Orange) | 風管(4x2.5)(橘) | 1 |
| 6 | P14-6 | L" Connector | L"形風管接頭 | 2 |
| 7 | P14-7 | Air Cylinder | 氣缸 | 1 |
| 8 | P14-8 | Nut | 螺帽 | 1 |
| 9 | P14-9 | Presser Lifter Holder | 氣缸壓頭 | 1 |
| 10 | P14-10 | Screw (M6-1X15) | 螺絲 | 4 |
| 11 | P14-11 | Cylinder Bracket | 氣缸座 | 1 |
| 12 | P14-12 | Screw (3/16-32X11.5) | 螺絲 | 4 |
| 13 | P14-13 | Presser Foot Connecting Lever | 抬壓腳連桿 | 1 |
| 14 | P14-14 | Screw (3/16-32X4) | 螺絲 | 2 |
| 15 | P14-15 | Air Cylinder, C.Set | 氣缸組 | 1 |
| 16 | P14-16 | Solenoid Valve, C.Set | 電磁閥組 | 1 |



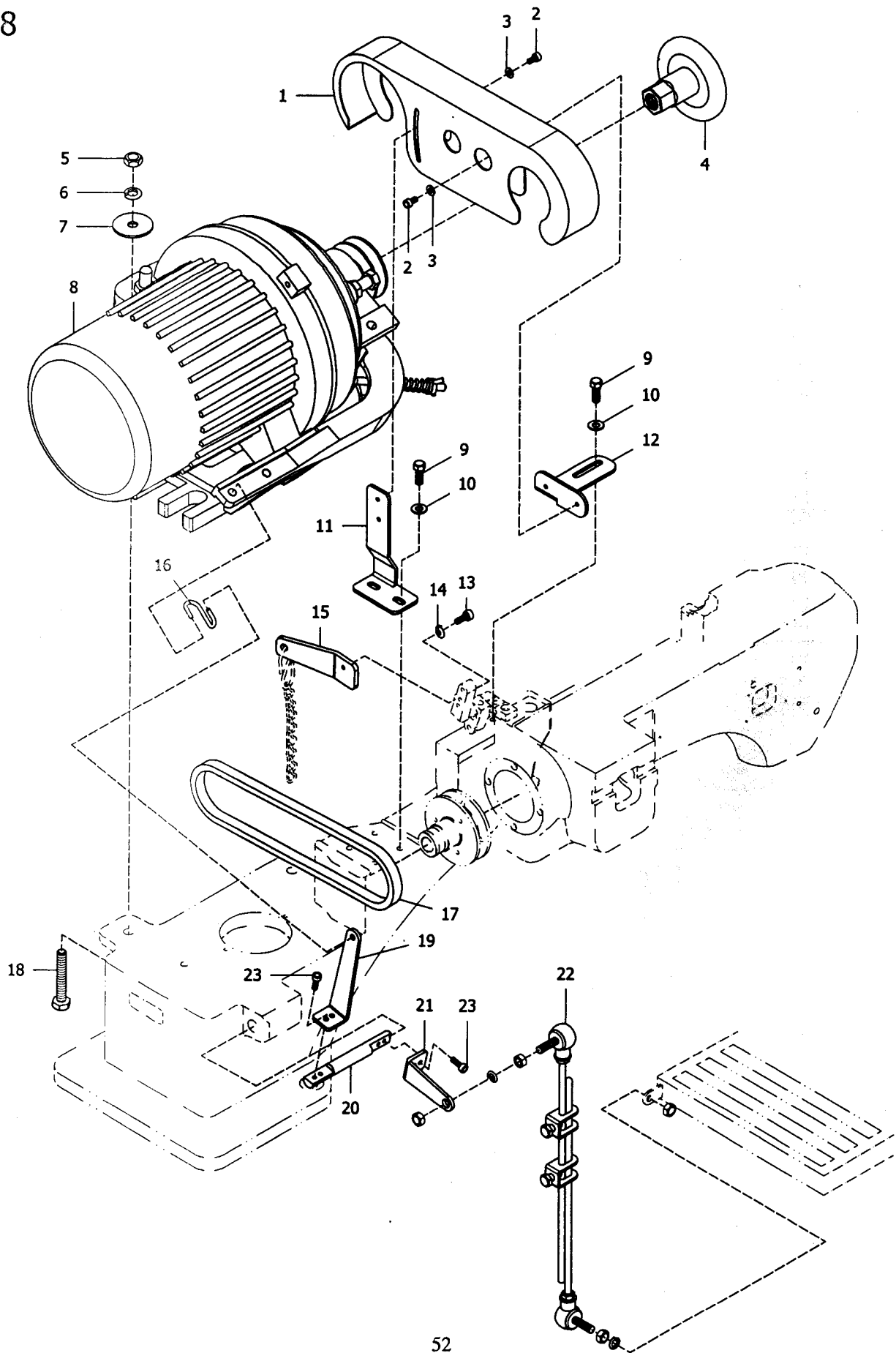
| Ref. | Parts | | | Amt. |
|------|--------|---------------------------|--------|------|
| No. | No. | Description | 品名 | Req. |
| 1 | P15-1 | Solenoid Valve | 電磁閥 | 1 |
| 2 | P15-2 | Solenoid Valve Bracket | 電磁閥座 | 1 |
| 3 | P15-3 | Screw (M6-1X15) | 螺絲 | 2 |
| 4 | P15-4 | Washer | 墊片 | 2 |
| 5 | P15-5 | Screw (M5-0.8X14) | 螺絲 | 3 |
| 6 | P15-6 | Screw (M4-0.7X8) | 螺絲 | 1 |
| 7 | P15-7 | Cord Clamp | 線套 | 1 |
| 8 | P15-8 | Retaining Ring | 扣環 | 1 |
| 9 | P15-9 | O-Ring | O形橡膠環 | 2 |
| 10 | P15-10 | Bearing Housing | 軸承固定室 | 1 |
| 11 | P15-11 | Belt Pulley Cover Bracket | 皮帶輪蓋座 | 1 |
| 12 | P15-12 | Screw (3/16-32X11.5) | 螺絲 | 4 |
| 13 | P15-13 | Solenoid Valve, C. Set | 電磁閥組 | 1 |
| 14 | P15-14 | Bearing Housing, C. Set | 軸承固定室組 | 1 |



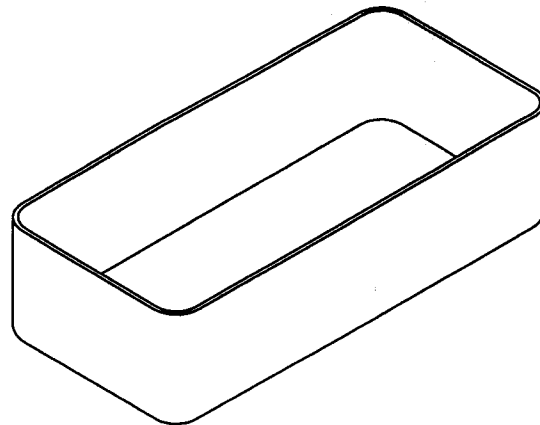
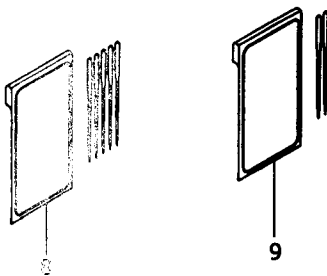
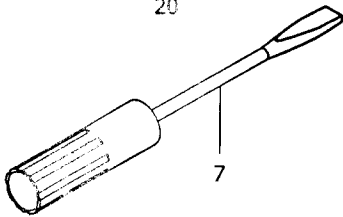
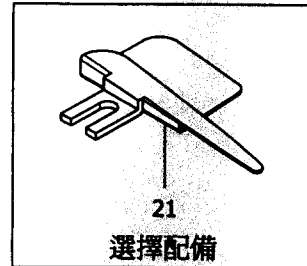
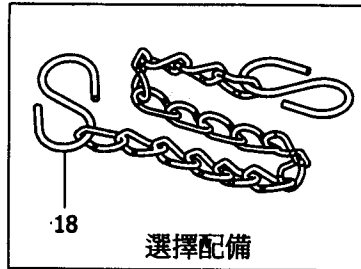
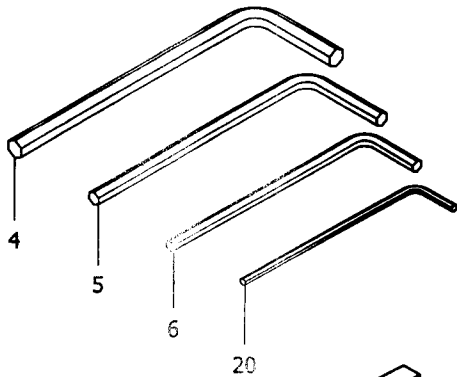
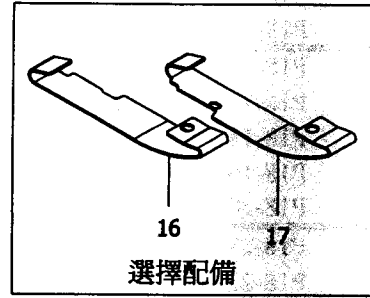
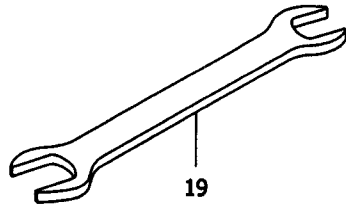
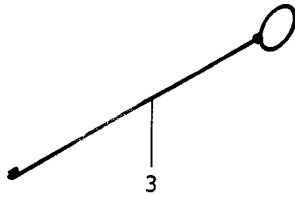
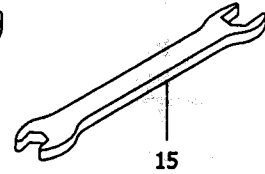
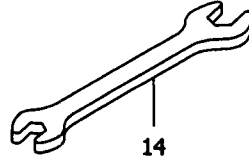
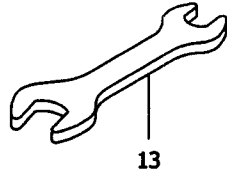
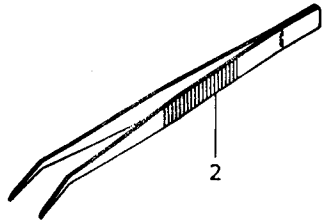
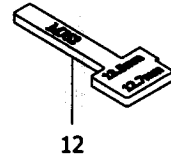
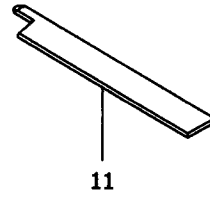
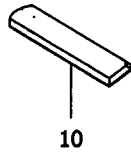
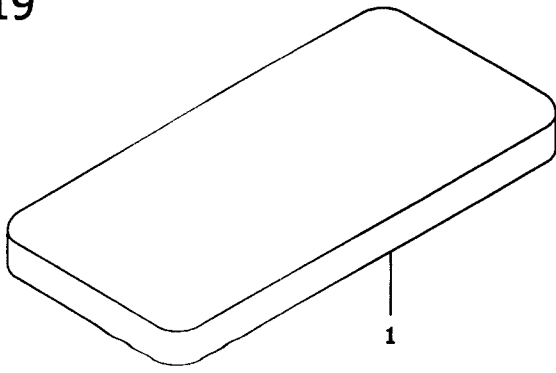
| Ref. | Parts | | | Amt. |
|------|--------|-----------------------------------|-----------|------|
| No. | No. | Description | 品名 | Req. |
| 1 | P16-1 | Dust-Collecting Equipment | 集塵袋 | 1 |
| 2 | P16-2 | Hose Band | 束套 | 1 |
| 3 | P16-3 | Take Over | 接管 | 1 |
| 4 | P16-4 | Hose Band | 束套 | 1 |
| 5 | P16-5 | Wood Screw | 木螺絲 | 4 |
| 6 | P16-6 | Take Over | 接管 | 1 |
| 7 | P16-7 | Regulator Support | 固定座 | 1 |
| 8 | P16-8 | Wood Screw | 木螺絲 | 2 |
| 9 | P16-9 | Solenoid Valve | 電磁閥 | 1 |
| 10 | P16-10 | L' Connector | L'形風管接頭 | 1 |
| 11 | P16-11 | Screw (M3-0.5X24) | 螺絲 | 2 |
| 12 | P16-12 | Air Tube(6x4mm) | 風管(6x4mm) | 1 |
| 13 | P16-13 | Spring Washer | 彈簧墊片 | 2 |
| 14 | P16-14 | Hose Union | 風管接頭 | 1 |
| 15 | P16-15 | Regulator | 氣壓錶 | 1 |
| 16 | P16-16 | Hose Union | 風管接頭 | 1 |
| 17 | P16-17 | Hose Band | 束套 | 1 |
| 18 | P16-18 | Regulator Support | 固定座 | 1 |
| 19 | P16-19 | Regulator Support | 氣壓錶固定牙套 | 1 |
| 20 | P16-20 | Screw (M5-0.8X9) | 螺絲 | 2 |
| 21 | P16-21 | Regulator Support | 固定座 | 1 |
| 22 | P16-22 | Spring Washer | 彈簧墊片 | 2 |
| 23 | P16-23 | Nut | 螺帽 | 2 |
| 24 | P16-24 | Connector | 風管接頭 | 1 |
| 25 | P16-25 | Washer | 墊片 | 2 |
| 26 | P16-26 | A Gas Cylinder | 氣瓶 | 1 |
| 27 | P16-27 | Solenoid Valve, C. Set | 電磁閥組 | 1 |
| 28 | P16-28 | Regulator, C. Set | 氣壓錶組 | 1 |
| 29 | P16-29 | Suction Pipe Unit, C. Set | 吸管組 | 1 |
| 30 | P16-30 | Suction Pipe Unit | 吸管 | 1 |
| 31 | P16-31 | Suction Pipe Unit Support (Upper) | 吸管固定座(上) | 1 |
| 32 | P16-32 | Screw (M5-0.8X9.9) | 螺絲 | 2 |
| 33 | P16-33 | Washer | 墊片 | 2 |
| 34 | P16-34 | Screw (M5-0.8X15.9) | 螺絲 | 1 |
| 35 | P16-35 | Nut | 螺帽 | 1 |
| 36 | P16-36 | Suction Pipe Unit Support (Lower) | 吸管固定座(下) | 1 |
| 37 | P16-37 | Screw (M5-0.8X11.7) | 螺絲 | 2 |
| 38 | P16-38 | Washer | 墊片 | 1 |
| 39 | P16-39 | Suction Pipe Unit, C. Set | 整組 | 1 |



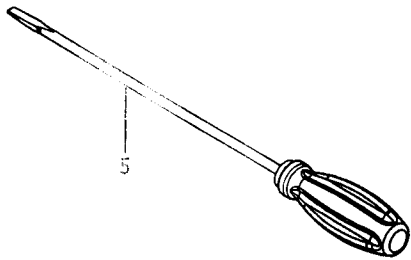

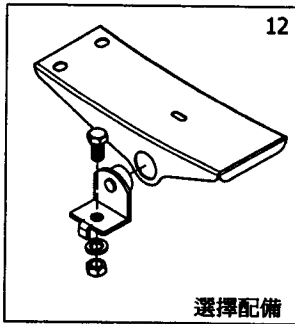

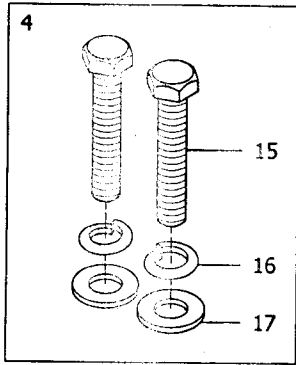

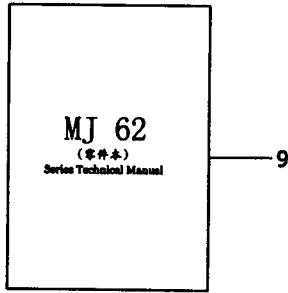
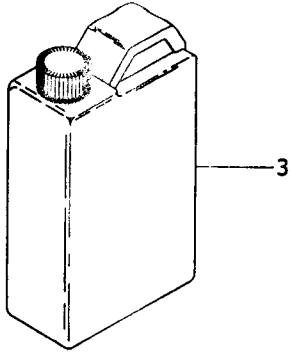
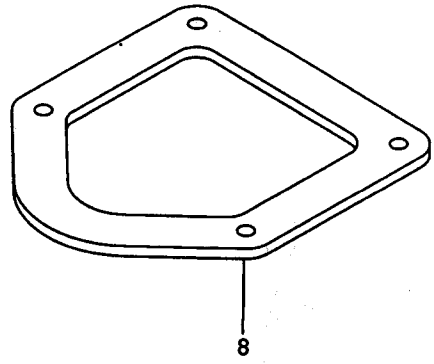
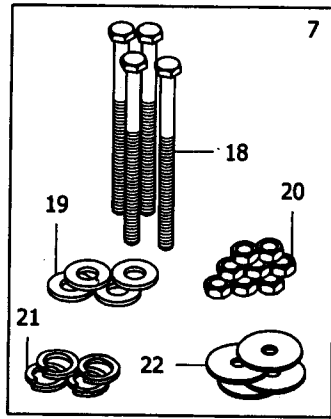
| Ref. No. | Parts No. | Description | 品名 | Amt. Req. |
|----------|-----------|-------------------------------|---------|-----------|
| 1 | P17-1 | Column Cap | 柱頭蓋 | 1 |
| 2 | P17-2 | Column Pipe(Upper)(Short) | 上線柱(短) | 1 |
| 3 | P17-3 | Thread Hanger (3 Spools Type) | 3孔過線吊臂 | 2 |
| 4 | P17-4 | Thread Hanger Support | 過線吊桿固定座 | 4 |
| 5 | P17-5 | Spring Washer | 彈簧墊片 | 4 |
| 6 | P17-6 | Screw (M6-1X23) | 螺絲 | 4 |
| 7 | P17-7 | Thread Guide Holder (Large) | 大過線桿固定座 | 1 |
| 8 | P17-8 | Thread Guide Arm | 過線桿連接臂 | 1 |
| 9 | P17-9 | Thread Guide Holder (Small) | 小過線桿固定座 | 1 |
| 10 | P17-10 | Thread Guide (6 Spool Type) | 6孔過線桿 | 1 |
| 11 | P17-11 | Column Pipe Connector | 線柱接頭 | 2 |
| 12 | P17-12 | Screw (M5-0.8X16.8) | 螺絲 | 4 |
| 13 | P17-13 | Nut | 螺帽 | 10 |
| 14 | P17-14 | Column Pipe(Upper) | 上線柱 | 1 |
| 15 | P17-15 | Spool Stand (3 Spool Type) | 3孔線軸架 | 2 |
| 16 | P17-16 | Column Pipe (Lower) | 下線柱 | 1 |
| 17 | P17-17 | Washer | 墊片 | 2 |
| 18 | P17-18 | Nut | 螺帽 | 1 |
| 19 | P17-19 | Spool Cushion | 線軸避震座 | 6 |
| 20 | P17-20 | Spool Mat | 線軸墊 | 6 |
| 21 | P17-21 | Spool Seat Disc | 線軸底盤 | 6 |
| 22 | P17-22 | Spool Pin | 線軸柱 | 6 |
| 23 | P17-23 | Spring Washer | 彈簧墊片 | 6 |



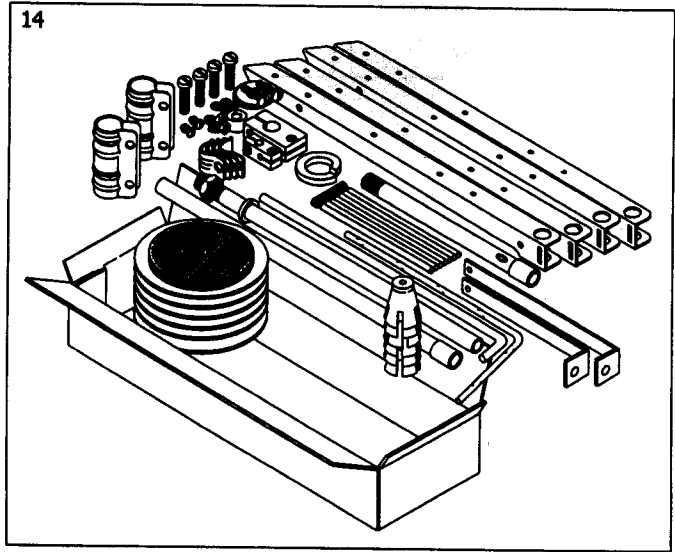
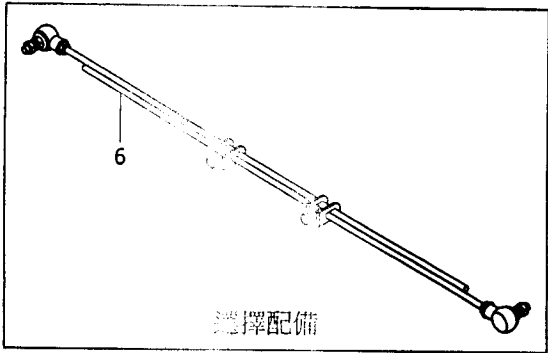
| Ref. | Parts | | | Amt. |
|------------|------------|-----------------------------------|------------|-------------|
| <u>No.</u> | <u>No.</u> | <u>Description</u> | <u>品名</u> | <u>Req.</u> |
| 1 | P18-1 | Belt Pulley Cover | 皮帶輪蓋 | 1 |
| 2 | P18-2 | Screw (M4-0.7X5) | 螺絲 | 4 |
| 3 | P18-3 | Washer | 墊片 | 4 |
| 4 | P18-4 | Handwheel | 馬達手輪 | 1 |
| 5 | P18-5 | Nut | 螺帽 | 3 |
| 6 | P18-6 | Spring Washer | 彈簧墊片 | 3 |
| 7 | P18-7 | Washer | 墊片 | 3 |
| 8 | P18-8 | Motor | 馬達 | 1 |
| 9 | P18-9 | Screw (M6-1X15) | 螺絲 | 4 |
| 10 | P18-10 | Washer | 墊片 | 4 |
| 11 | P18-11 | Belt Pulley Cover Bracket (Down) | 皮帶輪蓋(下) | 1 |
| 12 | P18-12 | Belt Pulley Cover Bracket (Upper) | 皮帶輪蓋(上) | 1 |
| 13 | P18-13 | Screw (M4-0.7X8) | 螺絲 | 1 |
| 14 | P18-14 | Washer | 墊片 | 1 |
| 15 | P18-15 | Presser Foot Connecting Lever | 抬壓腳連桿 | 1 |
| 16 | P18-16 | Iron Hook | 鐵勾 | 1 |
| 17 | P18-17 | Belt | 皮帶 | 1 |
| 18 | P18-18 | Screw (5/16-18x45) | 螺絲 | 3 |
| 19 | P18-19 | Driving Lever(Length) | 馬達驅動連接桿(長) | 1 |
| 20 | P18-20 | Driving Lever Shaft | 連接桿軸心 | 1 |
| 21 | P18-21 | Driving Lever(Short) | 馬達驅動連接桿(短) | 1 |
| 22 | P18-22 | Pitman(Length) | 馬達吊桿(長) | 1 |
| 23 | P18-23 | Screw (M4-0.7X8) | 螺絲 | 4 |



| Ref. No. | Parts No. | Description | 品名 | Amt. Req. |
|----------|-----------|---------------------------------------------------|--------------|-----------|
| 1 | P19-1 | Attachment Box | 附件盒 | 1 |
| 2 | P19-2 | Thread Tweezers | 穿線夾 | 1 |
| 3 | P19-3 | Threading Wire | 穿線鐵絲 | 1 |
| 4 | P19-4 | Hexagonal Wrench (4mm) | 內六角扳手(4mm) | 1 |
| 5 | P19-5 | Hexagonal Wrench (3mm) | 內六角扳手(3mm) | 1 |
| 6 | P19-6 | Hexagonal Wrench (2.5mm) | 內六角扳手(2.5mm) | 1 |
| 7 | P19-7 | Screwdriver | 螺絲起子 | 1 |
| 8 | P19-8 | Needle | 擘針 | 5 |
| 9 | P19-9 | Needle | 擘針 | 2 |
| 10 | P19-10 | Lower Knife | 下切刀片 | 1 |
| 11 | P19-11 | Upper Knife | 上切刀片 | 1 |
| 12 | P19-12 | Needle Height Gauge | 針棒高度調節器 | 1 |
| 13 | P19-13 | Wrench | 扳手 | 1 |
| 14 | P19-14 | Wrench | 扳手 | 1 |
| 15 | P19-15 | Wrench | 扳手 | 1 |
| 16 | P19-16 | Double Side Cut Presser Foot Spring Plate (Left) | 雙切壓腳彈簧片(左) | 1 |
| 17 | P19-17 | Double Side Cut Presser Foot Spring Plate (Right) | 雙切壓腳彈簧片(右) | 1 |
| 18 | P19-18 | Iron Chain | 鐵鍊 | 1 |
| 19 | P19-19 | Wrench | 扳手 | 1 |
| 20 | P19-20 | Hexagonal Wrench (1.5mm) | 內六角扳手(1.5mm) | 1 |
| 21 | P19-21 | Folder | 導布器 | 1 |

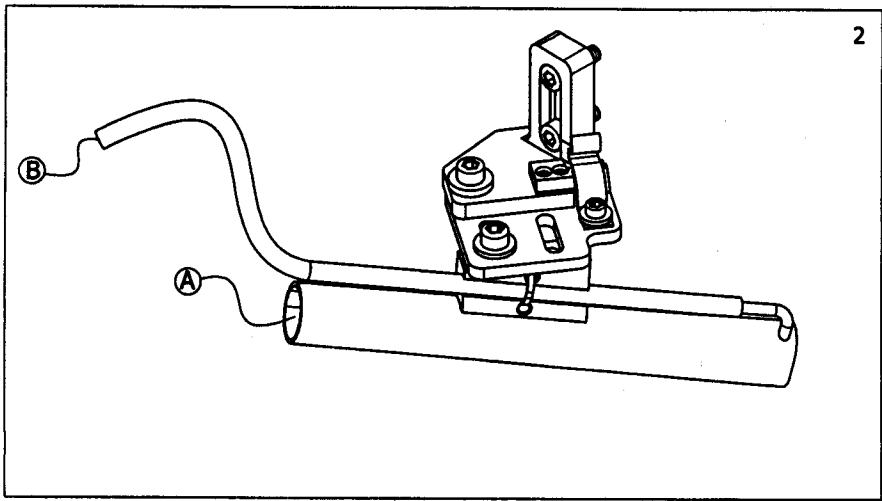
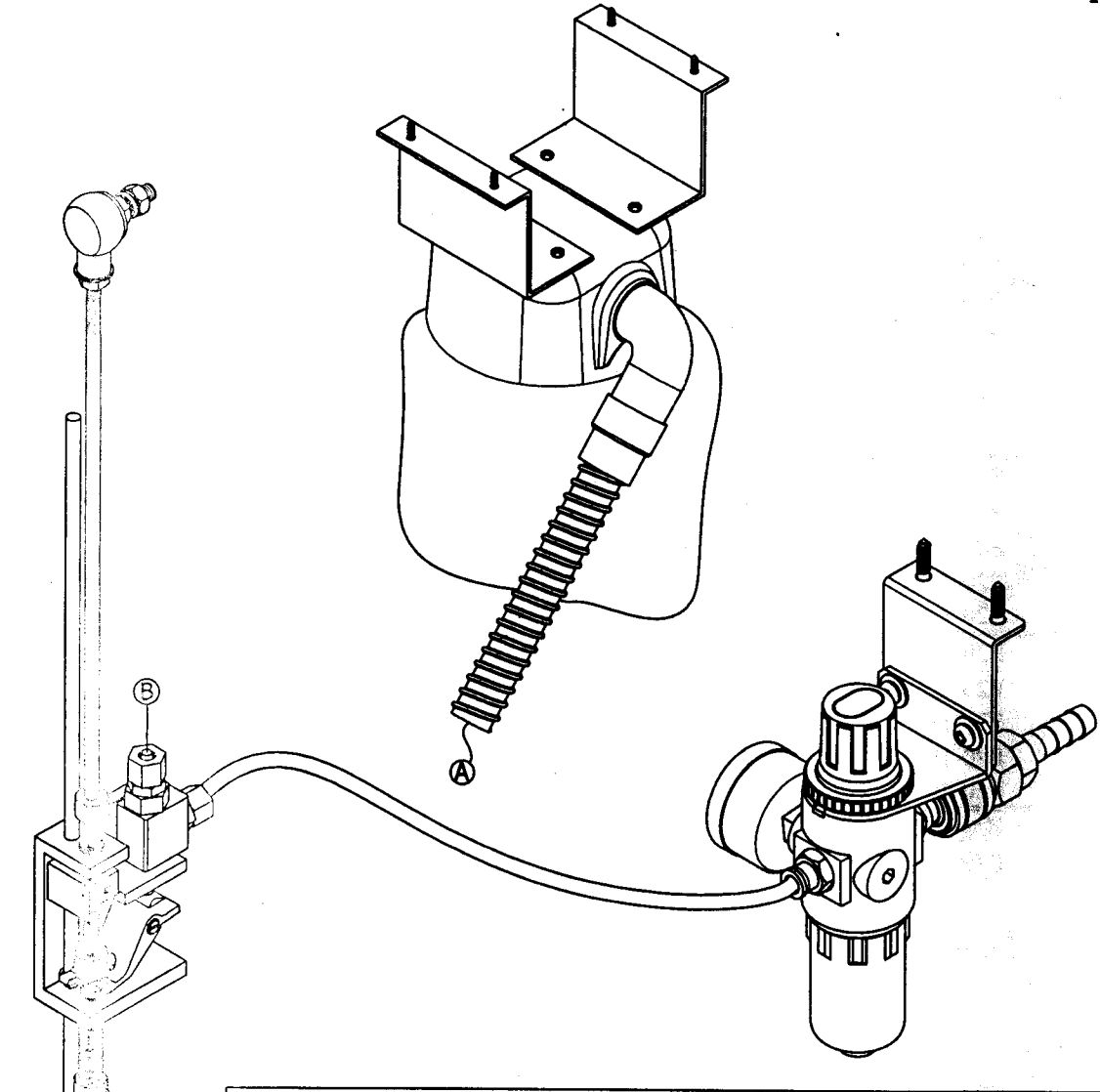


11

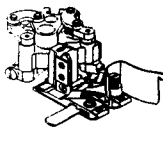
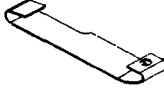
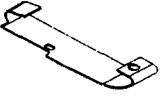
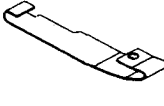
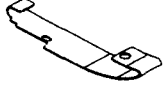


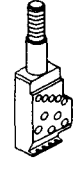

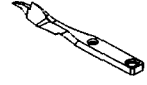
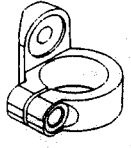
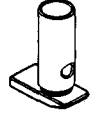
56


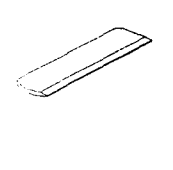
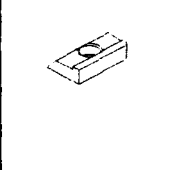
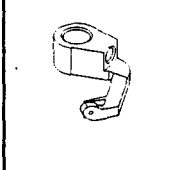
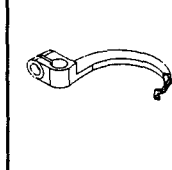
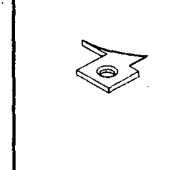
| Ref. No. | Parts No. | Description | 品名 | Amt. Req. |
|----------|-----------|---------------------------------|-----------|-----------|
| 1 | P20-1 | Oiler | 油壺 | 1 |
| 2 | P20-2 | Funnel | 漏斗 | 1 |
| 3 | P20-3 | Oil | 潤滑油 | 1 |
| 4 | P20-4 | Screw, C. Set | 螺絲組 | 1 |
| 5 | P20-5 | Screwdriver | 螺絲起子 | 1 |
| 6 | P20-6 | Pitman(Length) | 馬達吊桿(長) | 1 |
| 7 | P20-7 | Screw, C. Set | 螺絲組 | 1 |
| 8 | P20-8 | Supporting Block Rubber Cushion | 車台固定座避震膠墊 | 1 |
| 9 | P20-9 | Parts Book | 零件本 | 1 |
| 10 | P20-10 | Machine Cover | 防塵罩 | 1 |
| 11 | P20-11 | Instruction Book | 維修手冊 | 1 |
| 12 | P20-12 | Fedal, C. Set | 壓腳踏板組 | 1 |
| 13 | P20-13 | Drier | 乾燥劑 | 1 |
| 14 | P20-14 | Thread Stand, C. Set | 線架組 | 1 |
| 15 | P20-15 | Screw(3/8-16x45) | 螺絲 | 2 |
| 16 | P20-15 | Spring Washer | 彈簧墊片 | 2 |
| 17 | P20-17 | Washer | 墊片 | 2 |
| 18 | P20-18 | Screw(5/16x100) | 螺絲 | 4 |
| 19 | P20-19 | Washer | 墊片 | 4 |
| 20 | P20-20 | Nut | 螺帽 | 8 |
| 21 | P20-21 | Spring Washer | 彈簧墊片 | 4 |
| 22 | P20-22 | Washer | 墊片 | 4 |


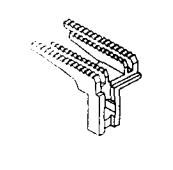
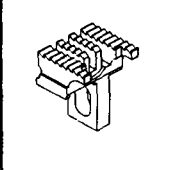
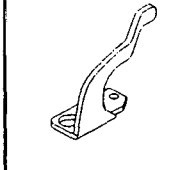
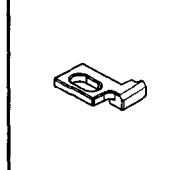
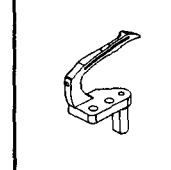


| Ref. | Parts | | | Amt. |
|------------|------------|---------------------------|-----------|-------------|
| <u>No.</u> | <u>No.</u> | <u>Description</u> | <u>品名</u> | <u>Req.</u> |
| 1 | P21-1 | Suction Pipe Unit, C. Set | 吸布屑整組 | 1 |
| 2 | P21-2 | Suction Pipe Unit, C. Set | 吸管組 | 1 |

| Main Parts | |  |  |  |  |  |
|--------------|-------|-----------------------------------------------------------------------------------|-----------------------------------------------------------------------------------|-----------------------------------------------------------------------------------|------------------------------------------------------------------------------------|-------------------------------------------------------------------------------------|
| Models | | 押具整組 | 押具押板(左) | 押具押板(右) | 押具押板(左) | 押具押板(右) |
| MJ-62-452-01 | P6-15 | P6-36 | P6-37(452) | P6-47 | P6-48(452) | |
| MJ-62-452-02 | P12-2 | P12-24 | P12-25 | P12-43 | P12-44 | |
| MJ-62-460-01 | P6-15 | P6-36 | P6-37(460) | P6-47 | P6-48(460) | |
| MJ-62-460-02 | P12-2 | P12-24 | P12-25 | P12-43 | P12-44 | |
| | | | | | | |
| | | | | | | |
| | | | | | | |
| | | | | | | |
| | | | | | | |
| | | | | | | |
| | | | | | | |
| | | | | | | |
| | | | | | | |

| Main Parts | |  |  |  |  |  |
|--------------|------------|-------------------------------------------------------------------------------------|-------------------------------------------------------------------------------------|-------------------------------------------------------------------------------------|--------------------------------------------------------------------------------------|---------------------------------------------------------------------------------------|
| Models | | 針鏢 | 針板 | 導布器 | 勾夾視套 | 押具輔助座 |
| MJ-62-452-01 | P5-40(452) | P5-44(452) | | | P7-7 | P5-34 |
| MJ-62-452-02 | " | P12-42 | P12-31 | | " | P12-21 |
| MJ-62-460-01 | P5-40(460) | P5-44(460) | | | " | P5-34 |
| MJ-62-460-02 | " | P12-42 | P12-31 | | " | P12-21 |
| | | | | | | |
| | | | | | | |
| | | | | | | |
| | | | | | | |
| | | | | | | |
| | | | | | | |
| | | | | | | |
| | | | | | | |

| | | | | | |
|-----------------------------------------------------------------------------------|-----------------------------------------------------------------------------------|-----------------------------------------------------------------------------------|-----------------------------------------------------------------------------------|------------------------------------------------------------------------------------|-------------------------------------------------------------------------------------|
|  |  |  |  |  |  |
| 上刀片 | 下刀片 | 下刀夾板 | 上飾線勾針(短) | 上飾線勾針(長) | 導布板 |
| P7-42 | P7-40 | P6-31 | P6-25 | P6-22 | |
| // | // | P12-18 | P12-12 | P12-9 | P12-22 |
| // | // | P6-31 | P6-27 | P6-24 | |
| // | // | P12-18 | P12-12 | P12-9 | P12-22 |
| | | | | | |
| | | | | | |
| | | | | | |
| | | | | | |
| | | | | | |
| | | | | | |
| | | | | | |
| | | | | | |
| | | | | | |

| | | | | | |
|------------------------------------------------------------------------------------|------------------------------------------------------------------------------------|------------------------------------------------------------------------------------|------------------------------------------------------------------------------------|-------------------------------------------------------------------------------------|--------------------------------------------------------------------------------------|
|  |  |  |  |  |  |
| 前送齒 | 前送齒 | 後送齒 | 針槽(前) | 針槽(後) | 下飾線勾針 |
| P5-42 | P10-7 | P10-8 | P8-43 | P10-10 | P8-45 |
| // | // | P12-41 | // | // | // |
| (P5-42) | // | P10-8 | // | // | // |
| // | // | P12-41 | // | // | // |
| | | | | | |
| | | | | | |
| | | | | | |
| | | | | | |
| | | | | | |
| | | | | | |
| | | | | | |
| | | | | | |
| | | | | | |
| | | | | | |

From the library of: Diamond Needle Corp